

# CABINET CATALOG 2016-2017



**HES Cabling Systems**  
*Connecting Networks™*

[www.hescs.com](http://www.hescs.com)

## 600x450 Wall Mount Cabinets



### Description

HCS DataLine series includes a wide range of high quality racks, cabinets and enclosures, specially designed for structured premise cabling in local area networks (LANs), including distribution and equipment, cross connect cabinets and racks, splice boxes, climate control and many more components for both copper and fiber optic cabling systems.

HCS DataLine 20 600x450 Wall Mount Cabinets are suitable mainly for office environments & equipment rooms, having an attractive design combined with a long-lasting, solid & stable construction, guaranteed by the HCS DataLine Logo & Trademark.

### Applications

The special design of HCS DataLine 20 Wall Mount Cabinets allows the use of a large variety and types of accessories, including 19" panels, hubs and active equipment, fixed and/or sliding shelves, fan units, power strips, pulleys, grounding and potential equalization bus bars, lighting units, stacking kits, floor fixing kits, cable management panels, and many other 19" devices and accessories.

### Qualifications and Approvals

HCS DataLine Wall Mount Cabinets are supported by HCS DoubleSafe™ QA Program and they comply to the following standards:


General	Steel Sheets	Powder Coating	Mechanical	Assembly	IT equipment safety	Fan Unit & Power Strips
<input type="checkbox"/> TS EN 60297-3-100/101/102 <input type="checkbox"/> DIN 41494 <input type="checkbox"/> TS EN 60529-1 <input type="checkbox"/> IP20 (Optional IP 42)	<input type="checkbox"/> DIN EN 10130-91 <input type="checkbox"/> DIN EN 10327 <input type="checkbox"/> EREĞLİ 6112	<input type="checkbox"/> DIN 67530 <input type="checkbox"/> ASTM D 2796 <input type="checkbox"/> ASTM D 3451	<input type="checkbox"/> TS EN 61587-1	<input type="checkbox"/> TS EN 60917-2-1/-2	<input type="checkbox"/> TS EN 60950-1 <input type="checkbox"/> IEC 60364-7-707	<input type="checkbox"/> TS EN 60439-1 <input type="checkbox"/> TS EN 62208

## 600x450 Wall Mount Cabinets

**Benefits & Features**

- ✓ Solid and stable construction- providing support for large loads.
- ✓ Aesthetic & attractive design - for use in open office environments.
- ✓ Flat packed design option- providing minimal storage space and saving transportation costs.
- ✓ Large cable spaces - enabling easy and comfortable installation of many cables.
- ✓ Sophisticated cable channeling - enabling concealed cords routing.
- ✓ Clear u-marking inside the cabinets - enabling easy & simple profile installation planning.
- ✓ Removable side, front and rear doors - allows using cabinet as a relay rack.
- ✓ Adjustable profile positioning inside the cabinets - enabling efficient installation of different size devices.
- ✓ Vented top cover- allows passive ventilation.
- ✓ PVC stoppers - avoid metal surface noise while side panels are mounted.
- ✓ Pulleys and levelling fit mountable - enabling installation as free-standing cabinets.

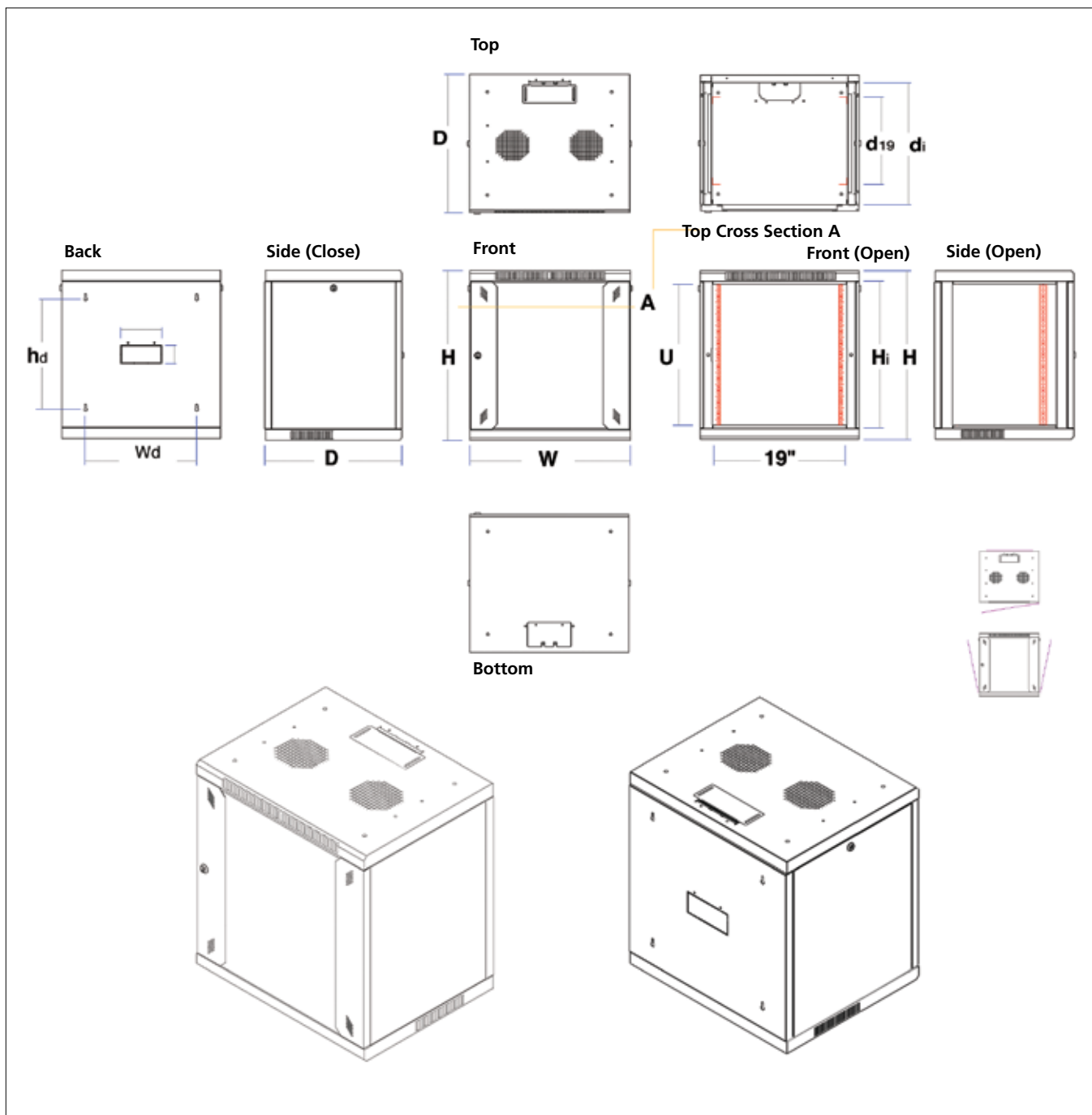
## 600x450 Wall Mount Cabinets



### General Properties

Material of Construction	Sheet & Galvanized steel. 1.0/1.2/1.5/2.0 mm thickness.
Paint and Color	Special steel finish with electrostatic powder coat, RAL 7035 grey. Other colors available upon request.
Front Door	Smoked, secured and tempered glass, 4 mm. thick, reinforced with metal frame. Interchangable (Left&right). 180 degree opening for single use, 135 degree opening in row.
Side Panels	Removable, complete metal. Single point cylindrical locking mechanism.
Rear Panel	Removable, complete metal. Mounting plate supported with welding. 65x150 mm cable entry hole (plate or brush mountable).
Top Chasis	Monoblock, welded, CDx form construction. Fan tray mountable. Sides vented for passive ventilation. 65x150 mm adjustable cable entry hole.
Bottom Chasis	Monoblock, welded, CDx form construction. 65x150 mm adjustable cable entry hole (brush mountable).
19" profiles	Adjustable, 2 units in the front. U-marked.
Vertical Cable Organizer	None.
Front Door Lock	High quality, single point cylindrical locking mechanism.
Levelling fit & Pulleys	Optional.
Loading Capacity	100 kg max. (12U, TS EN 61587-1)

600x450 Wall Mount Cabinets



Ordering Information							
HCS P/N	Description	Internal Height mm	Dimensions			Net Weight Kg	Notes
			Width mm	Depth mm	Height mm		
C20-00764	7U 19" Wall Mount Cabinet	357	600	450	415	17,0	
C20-00964	9U 19" Wall Mount Cabinet	446	600	450	502	19,0	
C20-01264	12U 19" Wall Mount Cabinet	579	600	450	637	22,0	
C20-01564	15U 19" Wall Mount Cabinet	712	600	450	770	25,5	
C20-01864	18U 19" Wall Mount Cabinet	846	600	450	903	28,5	

## 600x560 Wall Mount Cabinets



### Description

HCS DataLine series includes a wide range of high quality racks, cabinets and enclosures, specially designed for structured premise cabling in local area networks (LANs), including distribution and equipment, cross connect cabinets and racks, splice boxes, climate control and many more components for both copper and fiber optic cabling systems.

HCS DataLine 20 600x560 Wall Mount Cabinets are suitable mainly for office environments & equipment rooms, having an attractive design combined with a long-lasting, solid & stable construction, guaranteed by the HCS DataLine Logo & Trademark.

### Applications

The special design of HCS DataLine 20 Wall Mount Cabinets allows the use of a large variety and types of accessories, including 19" panels, hubs and active equipment, fixed and/or sliding shelves, fan units, power strips, pulleys, grounding and potential equalization bus bars, lighting units, stacking kits, floor fixing kits, cable management panels, and many other 19" devices and accessories.

### Qualifications and Approvals

HCS DataLine Wall Mount Cabinets are supported by HCS DoubleSafe™ QA Program and they comply to the following standards:

General	Steel Sheets	Powder Coating	Mechanical	Assembly	IT equipment safety	Fan Unit & Power Strips
<input type="checkbox"/> TS EN 60297-3-100/101/102 <input type="checkbox"/> DIN 41494 <input type="checkbox"/> TS EN 60529-1 <input type="checkbox"/> IP20 (Optional IP 42)	<input type="checkbox"/> DIN EN 10130-91 <input type="checkbox"/> DIN EN 10327 <input type="checkbox"/> EREĞLİ 6112	<input type="checkbox"/> DIN 67530 <input type="checkbox"/> ASTM D 2796 <input type="checkbox"/> ASTM D 3451	<input type="checkbox"/> TS EN 61587-1	<input type="checkbox"/> TS EN 60917-2-1/-2	<input type="checkbox"/> TS EN 60950-1 <input type="checkbox"/> IEC 60364-7-707	<input type="checkbox"/> TS EN 60439-1 <input type="checkbox"/> TS EN 62208

## 600x560 Wall Mount Cabinets

**Benefits & Features**

- ✓ Solid and stable construction- providing support for large loads.
- ✓ Aesthetic & attractive design - for use in open office environments.
- ✓ Flat packed design option- providing minimal storage space and saving transportation costs.
- ✓ Large cable spaces - enabling easy and comfortable installation of many cables.
- ✓ Sophisticated cable channeling - enabling concealed cords routing.
- ✓ Clear u-marking inside the cabinets - enabling easy & simple profile installation planning.
- ✓ Removable side, front and rear doors- allows using cabinet as a relay rack.
- ✓ Adjustable profile positioning inside the cabinets - enabling efficient installation of different size devices.
- ✓ Vented top cover- allows passive ventilation.
- ✓ PVC stoppers - avoid metal surface noise while side panels are mounted.
- ✓ Pulleys and levelling fit mountable - enabling installation as free-standing cabinets.

## 600x560 Wall Mount Cabinets

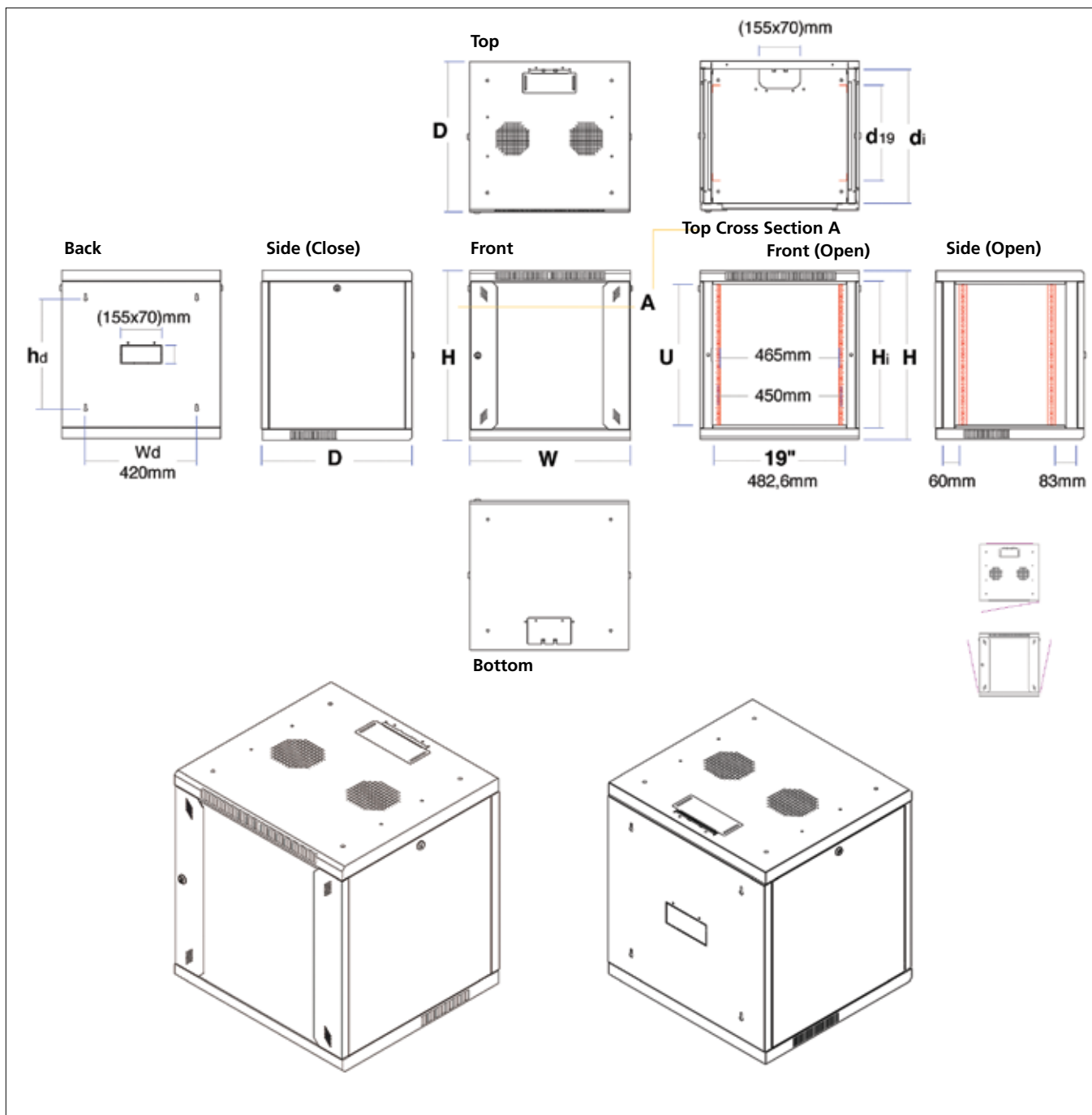


### General Properties

Material of Construction	Sheet & Galvanized steel. 1.0/1.2/1.5/2.0 mm thickness.
Paint and Color	Special steel finish with electrostatic powder coat, RAL 7035 grey. Other colors available upon request.
Front Door	Smoked, secured and tempered glass, 4 mm. thick, reinforced with metal frame. Interchangable (Left&right). 180 degree opening for single use, 135 degree opening in row.
Side Panels	Removable, complete metal. Single point cylindrical locking mechanism.
Rear Panel	Removable, complete metal. Mounting plate supported with welding. 65x150 mm cable entry hole (plate or brush mountable).
Top Chasis	Monoblock, welded, CDx form construction. Fan tray mountable. Sides vented for passive ventilation. 65x150 mm adjustable cable entry hole.
Bottom Chasis	Monoblock, welded, CDx form construction. 65x150 mm adjustable cable entry hole (brush mountable).
19" profiles	Adjustable, 4 units (2 front, 2 rear). U-marked.
Vertical Cable Organizer	None.
Front Door Lock	High quality, single point cylindrical locking mechanism.
Levelling fit & Pulleys	Optional.
Loading Capacity	100 kg max. (12U, TS EN 61587-1)



600x560 Wall Mount Cabinets



Ordering Information

HCS P/N	Description	Internal Height mm	Dimensions			Net Weight Kg	Notes
			Width mm	Depth mm	Height mm		
C20-00765	7U 19" Wall Mount Cabinet	357	600	560	415	19,5	
C20-00965	9U 19" Wall Mount Cabinet	446	600	560	502	21,4	
C20-01265	12U 19" Wall Mount Cabinet	579	600	560	637	25,0	
C20-01565	15U 19" Wall Mount Cabinet	712	600	560	770	29,0	
C20-01865	18U 19" Wall Mount Cabinet	846	600	560	903	33,5	

**600x(450+150) Double-Sectioned Wall Mount Cabinets**



**Description**

HCS DataLine series includes a wide range of high quality racks, cabinets and enclosures, specially designed for structured premise cabling in local area networks (LANs), including distribution and equipment, cross connect cabinets and racks, splice boxes, climate control and many more components for both copper and fiber optic cabling systems.

HCS DataLine 20 600x(450+150) Double-Sectioned Wall Mount Cabinets are suitable mainly for office environments & equipment rooms, having an attractive design combined with a long-lasting, solid & stable construction, guaranteed by the HCS DataLine Logo & Trademark.

**Applications**

The special design of HCS DataLine 20 Wall Mount Cabinets allows the use of a large variety and types of accessories, including 19" panels, hubs and active equipment, fixed and/or sliding shelves, fan units, power strips, pulleys, grounding and potential equalization bus bars, lighting units, stacking kits, floor fixing kits, cable management panels, and many other 19" devices and accessories.

**Qualifications and Approvals**

HCS DataLine Wall Mount Cabinets are supported by HCS DoubleSafe™ QA Program and they comply to the following standards:

General	Steel Sheets	Powder Coating	Mechanical	Assembly	IT equipment safety	Fan Unit & Power Strips
<input type="checkbox"/> TS EN 60297-3-100/101/102 <input type="checkbox"/> DIN 41494 <input type="checkbox"/> TS EN 60529-1 <input type="checkbox"/> IP20 (Optional IP 42)	<input type="checkbox"/> DIN EN 10130-91 <input type="checkbox"/> DIN EN 10327 <input type="checkbox"/> EREĞLİ 6112	<input type="checkbox"/> DIN 67530 <input type="checkbox"/> ASTM D 2796 <input type="checkbox"/> ASTM D 3451	<input type="checkbox"/> TS EN 61587-1	<input type="checkbox"/> TS EN 60917-2-1/-2	<input type="checkbox"/> TS EN 60950-1 <input type="checkbox"/> IEC 60364-7-707	<input type="checkbox"/> TS EN 60439-1 <input type="checkbox"/> TS EN 62208

## 600x(450+150) Double-Sectioned Wall Mount Cabinets

**Benefits & Features**

- ✓ Solid and stable construction - providing support for large loads.
- ✓ Aesthetic & attractive design - for use in open office environments.
- ✓ Flat packed design option - providing minimal storage space and saving transportation costs.
- ✓ Large cable spaces - enabling easy and comfortable installation of many cables.
- ✓ Sophisticated cable channeling - enabling concealed cords routing.
- ✓ Clear u-marking inside the cabinets - enabling easy & simple profile installation planning.
- ✓ Removable side, front and rear doors - allows using cabinet as a relay rack.
- ✓ Double-sectioned construction - enabling easy access to rear 19" profiles.
- ✓ Adjustable profile positioning inside the cabinets - enabling efficient installation of different size devices.
- ✓ Vented top cover - allows passive ventilation.
- ✓ PVC stoppers - avoid metal surface noise while side panels are mounted.
- ✓ Pulleys and levelling fit mountable - enabling installation as free-standing cabinets.

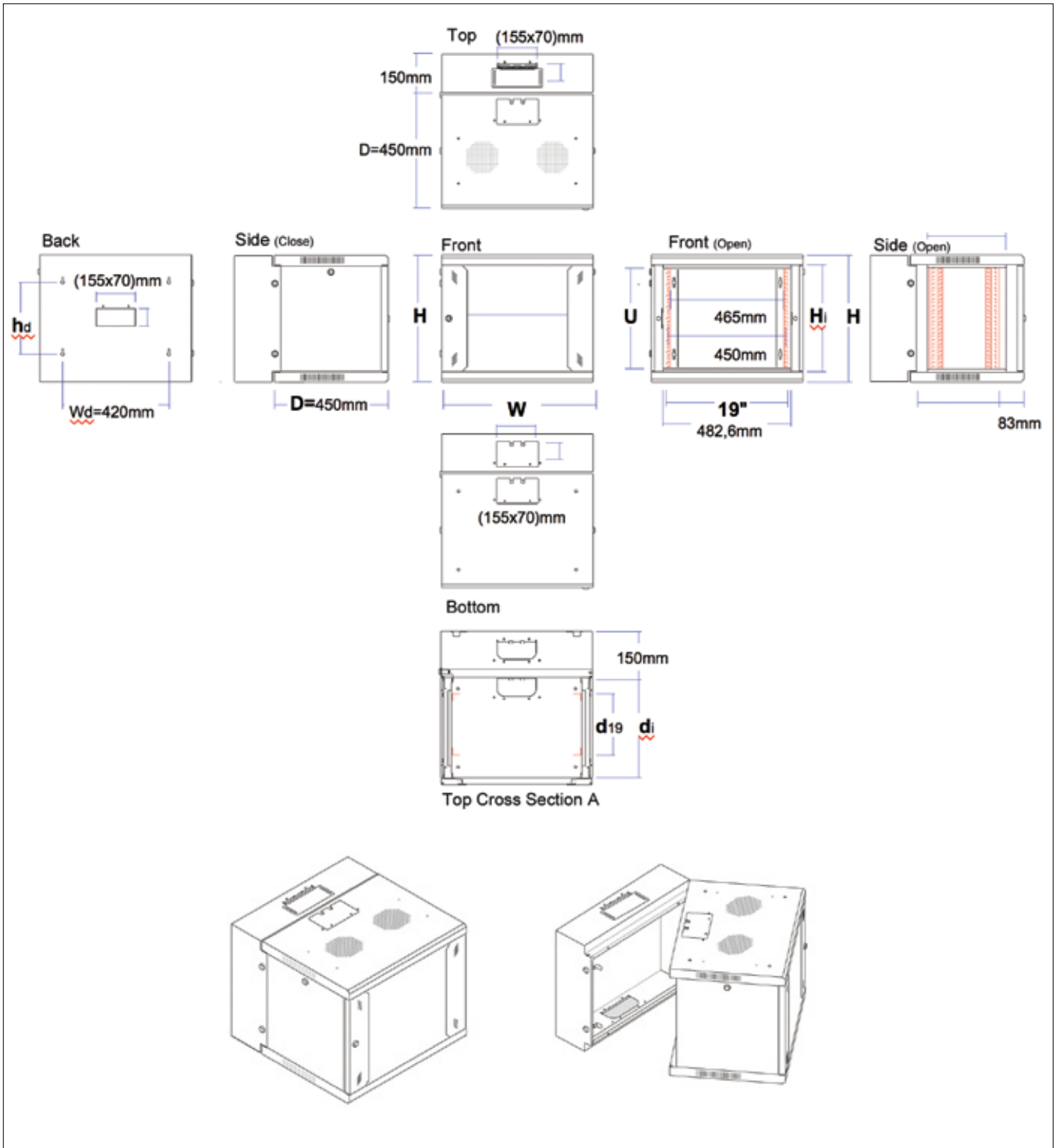
## 600x(450+150) Double-Sectioned Wall Mount Cabinets



### General Properties

Material of Construction	Sheet & Galvanized steel. 1.0/1.2/1.5/2.0 mm thickness.
Paint and Color	Special steel finish with electrostatic powder coat, RAL 7035 grey. Other colors available upon request.
Front Door	Smoked, secured and tempered glass, 4 mm. thick, reinforced with metal frame. Interchangable (Left&right).180 degree opening for single use, 135 degree opening in row.
Side Panels	Removable, complete metal. Single point cylindrical locking mechanizm.
Rear Panel	Removable, complete metal. Mounting plate supported with welding. 65x150 mm cable entry hole (plate or brush mountable).
Top Chasis	Monoblock, welded, CDx form construction. Fan tray mountable. Sides vented for passive ventilation. 65x150 mm adjustable cable entry hole.
Bottom Chasis	Monoblock, welded, CDx form construction. 65x150 mm adjustable cable entry hole (brush mountable).
19" profiles	Adjustable, 4 units (2 front, 2 rear). U-marked.
Vertical Cable Organizer	None.
Front Door Lock	High quality, single point cylindrical locking mechanizm.
Levelling fit & Pulleys	Optional.
Loading Capacity	100 kg max. (12U, TS EN 61587-1)

### 600x(450+150) Double-Sectioned Wall Mount Cabinets



Ordering Information							
HCS P/N	Description	Internal Height mm	Dimensions			Net Weight Kg	Notes
			Width mm	Depth mm	Height mm		
C20-00766	7U 19" Wall Mount Cabinet	357	600	(450+150)	415	20,0	
C20-00966	9U 19" Wall Mount Cabinet	446	600	(450+150)	502	22,0	
C20-01266	12U 19" Wall Mount Cabinet	579	600	(450+150)	637	25,5	
C20-01566	15U 19" Wall Mount Cabinet	712	600	(450+150)	770	29,5	

## SOHO Wall Mount Cabinets



### Description

HCS DataLine series includes a wide range of high quality racks, cabinets and enclosures, specially designed for structured premise cabling in local area networks (LANs), including distribution and equipment, cross connect cabinets and racks, splice boxes, climate control and many more components for both copper and fiber optic cabling systems.

HCS DataLine 21 SOHO Wall Mount Cabinets are suitable mainly for office environments & equipment rooms, having an attractive design combined with a long-lasting, solid & stable construction, guaranteed by the HCS DataLine Logo & Trademark.

### Applications

The special design of HCS DataLine 21 Wall Mount Cabinets allows the use of a large variety and types of accessories, including 19" panels, hubs and active equipment, fixed and/or sliding shelves, fan units, power strips, pulleys, grounding and potential equalization bus bars, lighting units, stacking kits, floor fixing kits, cable management panels, and many other 19" devices and accessories

### Qualifications and Approvals

HCS DataLine 21 Wall Mount Cabinets are supported by HCS DoubleSafe™ QA Program and they comply to the following standards:

General	Steel Sheets	Powder Coating	Mechanical	Assembly	IT equipment safety	Fan Unit & Power Strips
<input type="checkbox"/> TS EN 60297-3-100/101/102 <input type="checkbox"/> DIN 41494 <input type="checkbox"/> TS EN 60529-1 <input type="checkbox"/> IP20 (Optional IP 42)	<input type="checkbox"/> DIN EN 10130-91 <input type="checkbox"/> DIN EN 10327 <input type="checkbox"/> EREĞLİ 6112	<input type="checkbox"/> DIN 67530 <input type="checkbox"/> ASTM D 2796 <input type="checkbox"/> ASTM D 3451	<input type="checkbox"/> TS EN 61587-1	<input type="checkbox"/> TS EN 60917-2-1/-2	<input type="checkbox"/> TS EN 60950-1 <input type="checkbox"/> IEC 60364-7-707	<input type="checkbox"/> TS EN 60439-1 <input type="checkbox"/> TS EN 62208

## SOHO Wall Mount Cabinets

**Benefits & Features**

- ✓ Solid and stable construction- providing support for large loads.
- ✓ Aesthetic & attractive design - for use in open office environments.
- ✓ Flat packed design option- providing minimal storage space and saving transportation costs.
- ✓ Large cable spaces - enabling easy and comfortable installation of many cables.
- ✓ Sophisticated cable channeling - enabling concealed cords routing.
- ✓ Clear u-marking inside the cabinets - enabling easy & simple profile installation planning.
- ✓ Vented top cover- allows passive ventilation.
- ✓ PVC stoppers - avoid metal surface noise while side panels are mounted.

SOHO Wall Mount Cabinets

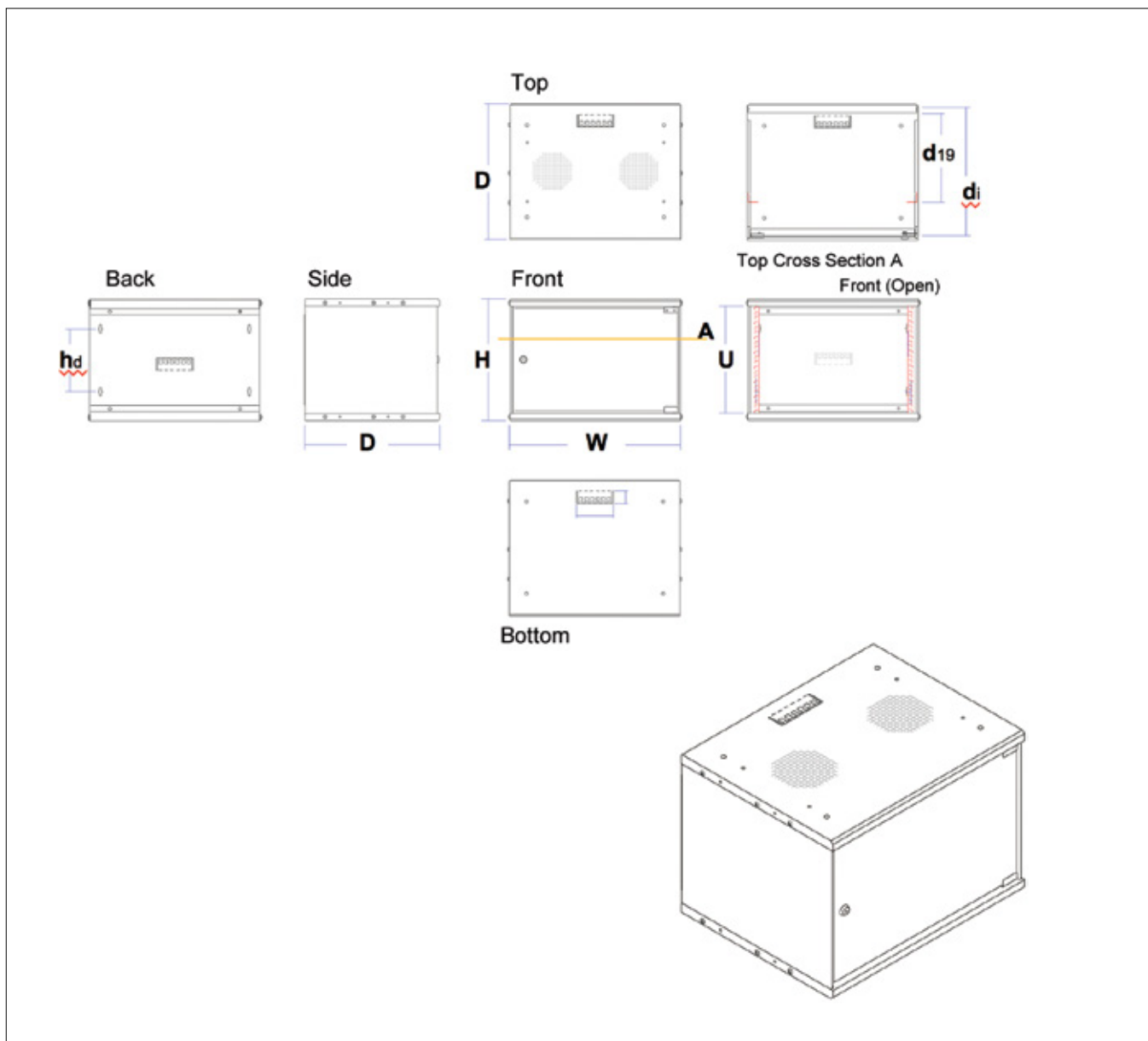


**General Properties**

Material of Construction	Sheet & Galvanized steel. 1.0/1.2/1.5 mm thickness.
Paint and Color	Special steel finish with electrostatic powder coat, RAL 7035 grey. Other colors available upon request.
Front Door	Smoked, secured and tempered glass, 4 mm. thickness. Interchangeable (Left&right). 150 degree opening for single use.
Side Panels	Complete metal, screwed to top and bottom chasis.
Rear Panel	Complete metal. Mounting plate supported with C form bending. 37x110 mm cable entry hole (plate or brush mountable).
Top Chasis	Monoblock, Fx form construction. Fan tray mountable. 37x110 mm cable entry hole (plate or brush mountable).
Bottom Chasis	Monoblock, Fx form construction. 37x110 mm cable entry hole (brush mountable)
19" profiles	2 units in the front. U-marked.
Vertical Cable Organizer	None.
Front Door Lock	High quality, single point cylindrical locking mechanizm.
Loading Capacity	25 kg max. (TS EN 60297-1)



SOHO Wall Mount Cabinets



Ordering Information							
HCS P/N	Description	Internal Height mm	Dimensions			Net Weight Kg	Notes
			Width mm	Depth mm	Height mm		
C21-00553	5U 19" SOHO Wall Mount Cabinet	275	520	300	280	9,0	
C21-00753	7U 19" SOHO Wall Mount Cabinet	361	520	300	366	10,0	
C21-00953	9U 19" SOHO Wall Mount Cabinet	449	520	300	454	11,5	
C21-01253	12U 19" SOHO Wall Mount Cabinet	584	520	300	589	13,0	
C21-00554	5U 19" SOHO Wall Mount Cabinet	275	520	400	280	10,0	
C21-00754	7U 19" SOHO Wall Mount Cabinet	361	520	400	366	11,5	
C21-00954	9U 19" SOHO Wall Mount Cabinet	449	520	400	454	13,5	
C21-01254	12U 19" SOHO Wall Mount Cabinet	584	520	400	589	16,5	

**SOHO 10" Wall Mount Cabinets**

**Description**

HCS HCS DataLine series includes a Wide range of high quality racks, cabinets and enclosures, specially designed for structured premise cabling in local area networks (LANs), including distribution and equipment, cross connect cabinets and racks, splice boxes, climate control and many more components for both copper and fiber optic cabling systems.

HCS DataLine 21 SOHO 10" Wall Mount Cabinets are suitable mainly for office environments & equipment rooms, having an attractive design combined with a long-lasting, solid & stable construction, guaranteed by the HCS DataLine Logo & Trademark.

**Applications**

The special design of HCS DataLine 21 SOHO 10" Wall Mount Cabinets allows the use of a large variety and types of accessories, including 19" panels, hubs and active equipment, fixed and/or sliding shelves, fan units, power strips, pulleys, grounding and potential equalization bus bars, lighting units, stacking kits, floor fixing kits, cable management panels, and many other 19" devices and accessories.

**Qualifications and Approvals**

HCS DataLine 21 SOHO 10" Wall Mount Cabinets are supported by HCS DoubleSafe™ QA Program and they comply to the following standards:

General	Steel Sheets	Powder Coating	Mechanical	Assembly	IT equipment safety	Fan Unit & Power Strips
<input type="checkbox"/> TS EN 50297-3-100/101/102 <input type="checkbox"/> DIN 41494 <input type="checkbox"/> TS EN 60529-1 <input type="checkbox"/> IP20 (Optional IP 42)	<input type="checkbox"/> DIN EN 10130-91 <input type="checkbox"/> DIN EN 10327 <input type="checkbox"/> EREĞLİ 6112	<input type="checkbox"/> DIN 67530 <input type="checkbox"/> ASTM D 2796 <input type="checkbox"/> ASTM D 3451	<input type="checkbox"/> TS EN 61587-1	<input type="checkbox"/> TS EN 60917-2-1/-2	<input type="checkbox"/> TS EN 60950-1 <input type="checkbox"/> IEC 60364-7-707	<input type="checkbox"/> TS EN 60439-1 <input type="checkbox"/> TS EN 62208

## SOHO 10" Wall Mount Cabinets

**Benefits & Features**

- ✓ Solid and stable construction- providing support for large loads.
- ✓ Aesthetic & attractive design - for use in open office environments.
- ✓ Flat packed design option- providing minimal storage space and saving transportation costs.
- ✓ Large cable spaces - enabling easy and comfortable installation of many cables.
- ✓ Sophisticated cable channeling - enabling concealed cords routing.
- ✓ Clear u-marking inside the cabinets - enabling easy & simple profile installation planning.
- ✓ Vented top cover- allows passive ventilation.
- ✓ PVC stoppers - avoid metal surface noise while side panels are mounted.

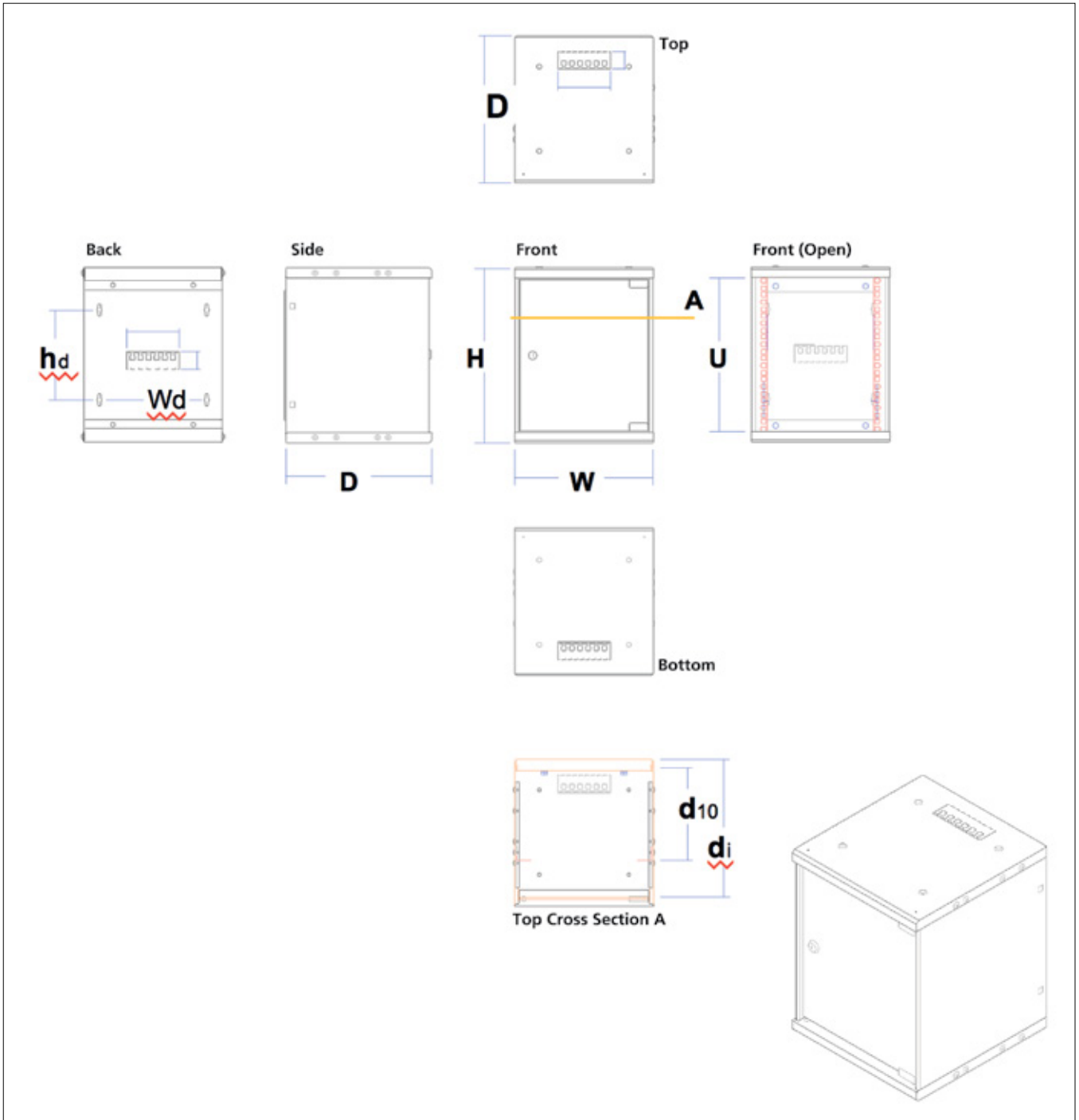
## SOHO 10" Wall Mount Cabinets



### General Properties

Material of Construction	Sheet & Galvanized steel. 1.0/1.2/1.5 mm thickness.
Paint and Color	Special steel finish with electrostatic powder coat, RAL 7035 grey. Other colors available upon request.
Front Door	Smoked, secured and tempered glass, 4 mm. thickness. Interchangeable (Left&right). 150 degree opening for single use.
Side Panels	Complete metal, screwed to top and bottom chassis.
Rear Panel	Complete metal. Mounting plate supported with C form bending. 37x110 mm cable entry hole (plate or brush mountable).
Top Chasis	Monoblock, Fx form construction. Fan tray mountable. 37x110 mm cable entry hole (plate or brush mountable).
Bottom Chasis	Monoblock, Fx form construction. 37x110 mm cable entry hole (brush mountable)
10" profiles	2 units in the front. U-marked.
Vertical Cable Organizer	None.
Front Door Lock	High quality, single point cylindrical locking mechanism.
Loading Capacity	20 kg max.

SOHO 10" Wall Mount Cabinets



Ordering Information

HCS P/N	Description	Internal Height mm	Dimensions			Net Weight Kg	Notes
			Width mm	Depth mm	Height mm		
C21-00733	7U 10" SOHO Wall Mount Cabinet	360	285	300	365	10	

## 600x600 Free Standing Cabinets



### Description

HCS DataLine series includes a wide range of high quality racks, cabinets and enclosures, specially designed for structured premise cabling in local area networks (LANs), including distribution and equipment, cross connect cabinets and racks, splice boxes, climate control and many more components for both copper and fiber optic cabling systems.

HCS DataLine 10 600x600 Free Standing Cabinets are suitable for both office environments & equipment rooms, having an attractive design combined with a long-lasting, solid & stable construction, guaranteed by the HCS DataLine Logo & Trademark.

### Applications

The special design of HCS DataLine 10 Free Standing Cabinets allows the use of a large variety and types of accessories, including 19" panels, hubs and active equipment, fixed and/or sliding shelves, fan units, power strips, pulleys, grounding and potential equalization bus bars, lighting units, stacking kits, floor fixing kits, cable management panels, and many other 19" devices and accessories.

### Qualifications and Approvals

HCS DataLine 10 Free Standing Cabinets are supported by HCS DoubleSafe™ QA Program and they comply to the following standards:

General	Steel Sheets	Powder Coating	Mechanical	Assembly	IT equipment safety	Fan Unit & Power Strips
<input type="checkbox"/> TS EN 60297-3-100/101/102 <input type="checkbox"/> DIN 41494 <input type="checkbox"/> TS EN 60529-1 <input type="checkbox"/> IP20 (Optional IP 42)	<input type="checkbox"/> DIN EN 10130-91 <input type="checkbox"/> DIN EN 10327 <input type="checkbox"/> EREĞLİ 6112	<input type="checkbox"/> DIN 67530 <input type="checkbox"/> ASTM D 2796 <input type="checkbox"/> ASTM D 3451	<input type="checkbox"/> TS EN 61587-1	<input type="checkbox"/> TS EN 60917-2-1/-2	<input type="checkbox"/> TS EN 60950-1 <input type="checkbox"/> IEC 60364-7-707	<input type="checkbox"/> TS EN 60439-1 <input type="checkbox"/> TS EN 62208

## 600x600 Free Standing Cabinets

**Benefits & Features**

- ✓ Solid and stable construction- providing support for large loads.
- ✓ Aesthetic & attractive design - for use in open office environments.
- ✓ Flat packed design option- providing minimal storage space and saving transportation costs.
- ✓ Large cable spaces - enabling easy and comfortable installation of many cables.
- ✓ Sophisticated cable channeling - enabling concealed cords routing.
- ✓ Clear u-marking inside the cabinets - enabling easy & simple profile installation planning.
- ✓ Removable side panels via handles - enabling fast & easy cabinet stacking.
- ✓ Removable side, front and rear doors- allows using cabinet as a relay rack.
- ✓ Adjustable profile positioning inside the cabinets - enabling efficient installation of different size devices.
- ✓ Vented top cover- allows passive ventilation.
- ✓ Stackable construction - allows to proper installation many cabinets side to side.
- ✓ PVC stoppers - avoid metal surface noise while side panels are mounted.

## 600x600 Free Standing Cabinets

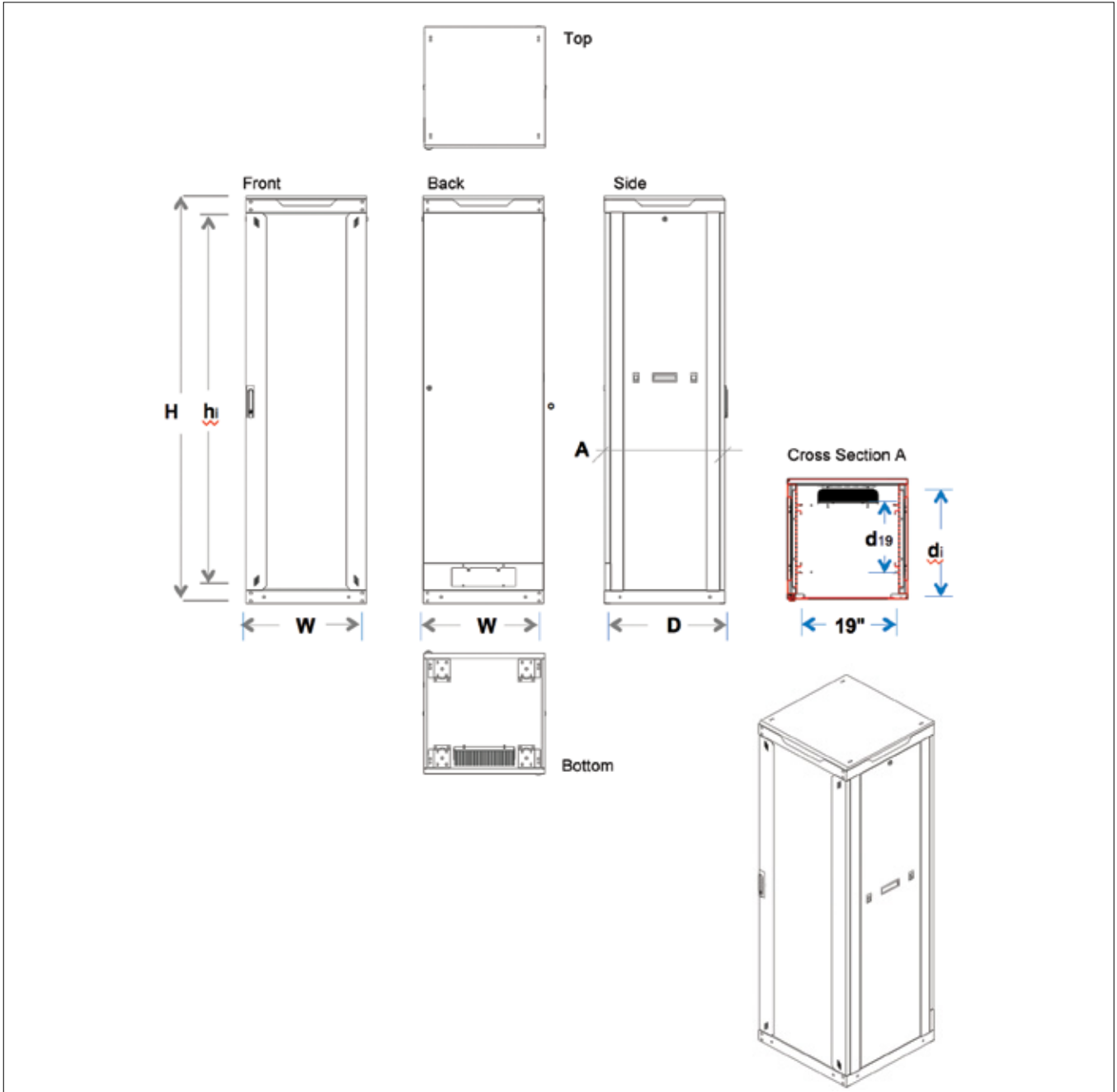


### General Properties

Material of Construction	Sheet & Galvanized steel. 1.0/1.2/1.5/2.0 mm thickness.
Paint and Color	Special steel finish with electrostatic powder coat, RAL 9005 black. Other colors available upon request.
Front Door	Smoked, secured and tempered glass within metal frame, one part, 4 mm. thick, reinforced with metal frame. Opening left & right. 180 degree opening (135 degree when used in row). Interchangeable door hinges.
Side Panels	Removable with handles & lockable with slim latch.
Rear Door	Solid metal, Removable and key lockable, 1 parts 65x300 mm cable entry with cover (brush mountable instead of cover). 180 degree opening (135 degree when used in row). Interchangeable door hinges.
Top Chasis	Monoblock, welded, CDx form construction. Fan tray mountable. Vented from sides for ventilation. 300x65 mm space for cable entry from top (brush mountable).
Top Cover	Monoblock, welded, CD construction. 20mm spacing above the cabinet top for ventilation. 300x65 mm cable entry with cover (brush mountable instead of cover). Fixing possibility to ceiling (with fixing accessory).
Bottom Chasis	Monoblock, welded, CDx form construction. Fixing points either fixing to floor or raised floor. 300x65 mm adjustable space for cable entry from bottom, brush mounted.
19" profiles	Adjustable, 4 units (2 front, 2 rear). U-marked.
Vertical Cable Organizer	None.
Front Door Lock	High quality, single point cylindrical locking mechanism with handle.
Levelling fit & Pulleys	Available (optional).
Loading Capacity	1000 kg max. (42U, TS EN 61587-1).



### 600x600 Free Standing Cabinets



#### Ordering Information

HCS P/N	Description	Internal Height mm	Dimensions			Net Weight Kg	Notes
			Width mm	Depth mm	Height mm		
C10-01666	16U 19" Free Standing Cabinet	725	600	600	873	42,5	
C10-02066	20U 19" Free Standing Cabinet	902	600	600	1050	51,5	
C10-02266	22U 19" Free Standing Cabinet	991	600	600	1140	54,0	
C10-02666	26U 19" Free Standing Cabinet	1169	600	600	1317	59,0	
C10-03266	32U 19" Free Standing Cabinet	1436	600	600	1584	67,5	
C10-03666	36U 19" Free Standing Cabinet	1613	600	600	1761	73,5	
C10-03966	39U 19" Free Standing Cabinet	1747	600	600	1895	77,5	
C10-04266	42U 19" Free Standing Cabinet	1880	600	600	2028	82,0	
C10-04466	44U 19" Free Standing Cabinet	1969	600	600	2117	85,0	
C10-04766	47U 19" Free Standing Cabinet	2102	600	600	2250	90,0	

## 600x800 Free Standing Cabinets



### Description

HCS DataLine series includes a wide range of high quality racks, cabinets and enclosures, specially designed for structured premise cabling in local area networks (LANs), including distribution and equipment, cross connect cabinets and racks, splice boxes, climate control and many more components for both copper and fiber optic cabling systems.

HCS DataLine 10 600x800 Free Standing Cabinets are suitable for both office environments & equipment rooms, having an attractive design combined with a long-lasting, solid & stable construction, guaranteed by the HCS DataLine Logo & Trademark.

### Applications

The special design of HCS DataLine 10 Free Standing Cabinets allows the use of a large variety and types of accessories, including 19" panels, hubs and active equipment, fixed and/or sliding shelves, fan units, power strips, pulleys, grounding and potential equalization bus bars, lighting units, stacking kits, floor fixing kits, cable management panels, and many other 19" devices and accessories.

### Qualifications and Approvals

HCS DataLine 10 Free Standing Cabinets are supported by HCS DoubleSafe™ QA Program and they comply to the following standards:

General	Steel Sheets	Powder Coating	Mechanical	Assembly	IT equipment safety	Fan Unit & Power Strips
<input type="checkbox"/> TS EN 60297-3-100/101/102 <input type="checkbox"/> DIN 41494 <input type="checkbox"/> TS EN 60529-1 <input type="checkbox"/> IP20 (Optional IP 42)	<input type="checkbox"/> DIN EN 10130-91 <input type="checkbox"/> DIN EN 10327 <input type="checkbox"/> EREĞLİ 6112	<input type="checkbox"/> DIN 67530 <input type="checkbox"/> ASTM D 2796 <input type="checkbox"/> ASTM D 3451	<input type="checkbox"/> TS EN 61587-1	<input type="checkbox"/> TS EN 60917-2-1/-2	<input type="checkbox"/> TS EN 60950-1 <input type="checkbox"/> IEC 60364-7-707	<input type="checkbox"/> TS EN 60439-1 <input type="checkbox"/> TS EN 62208



#### Benefits & Features

- ✓ Solid and stable construction- providing support for large loads.
- ✓ Aesthetic & attractive design - for use in open office environments.
- ✓ Flat packed design option- providing minimal storage space and saving transportation costs.
- ✓ Large cable spaces - enabling easy and comfortable installation of many cables.
- ✓ Sophisticated cable channeling - enabling concealed cords routing.
- ✓ Clear u-marking inside the cabinets - enabling easy & simple profile installation planning.
- ✓ Removable side panels via handles - enabling fast & easy cabinet stacking.
- ✓ Removable side, front and rear doors- allows using cabinet as a relay rack.
- ✓ Adjustable profile positioning inside the cabinets - enabling efficient installation of different size devices.
- ✓ Vented top cover- allows passive ventilation.
- ✓ Stackable construction - allows to proper installation many cabinets side to side.
- ✓ PVC stoppers - avoid metal surface noise while side panels are mounted.

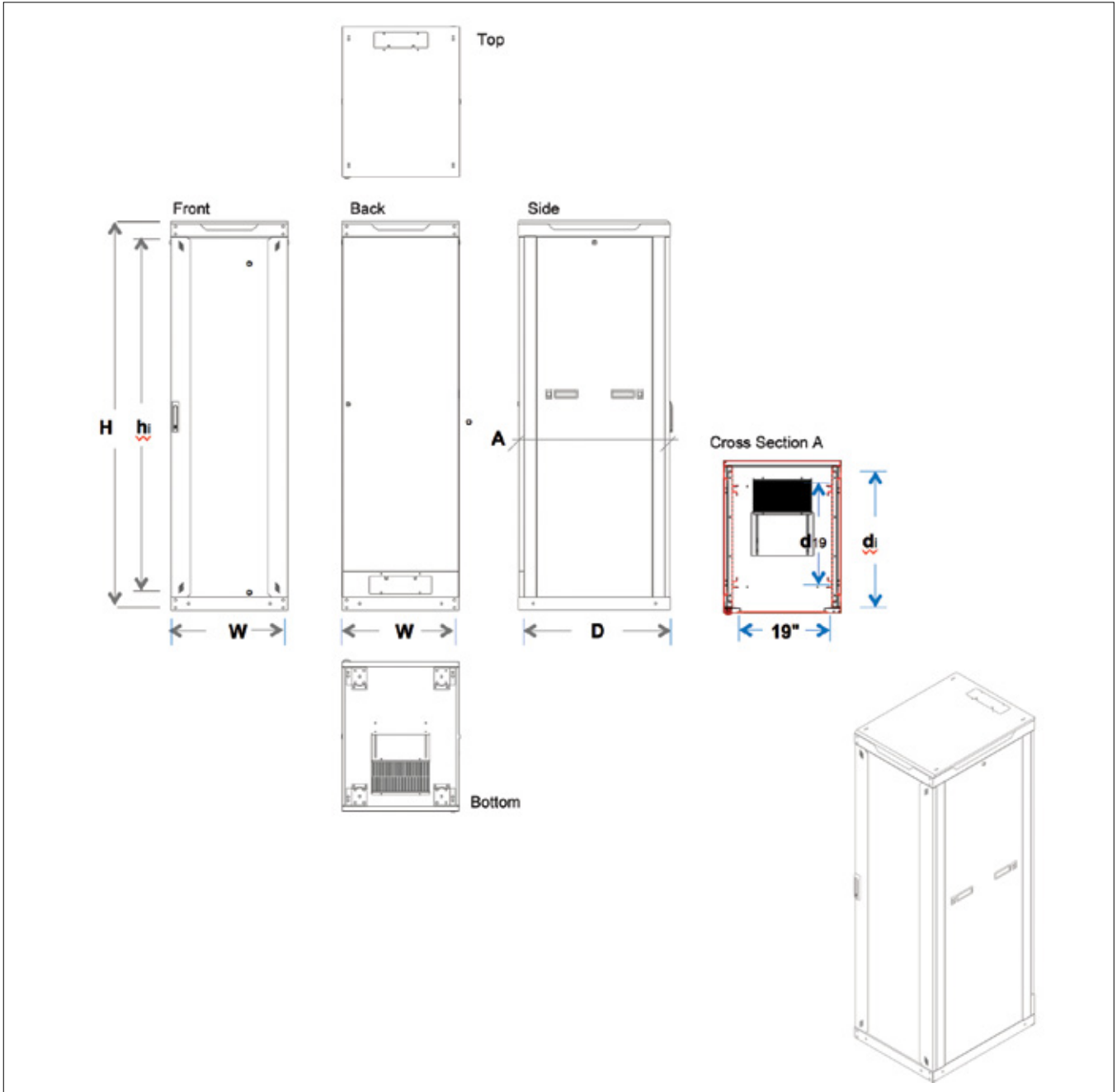
## 600x800 Free Standing Cabinets



### General Properties

Material of Construction	Sheet & Galvanized steel. 1.0/1.2/1.5/2.0 mm thickness.
Paint and Color	Special steel finish with electrostatic powder coat, RAL 9005 black. Other colors available upon request.
Front Door	Smoked, secured and tempered glass within metal frame, one part, 4 mm. thick, reinforced with metal frame. Opening left & right. 180 degree opening (135 degree when used in row). Interchangeable door hinges.
Side Panels	Removable with handles & lockable with slim latch.
Rear Door	Solid metal, Removable and key lockable, 1 part. 65x300 mm cable entry with cover (brush mountable instead of cover). 180 degree opening (135 degree when used in row). Interchangeable door hinges.
Top Chasis	Monoblock, welded, CDx form construction. Fan tray mountable. Vented from sides for ventilation. 300x65 mm space for cable entry from top (brush mountable).
Top Cover	Monoblock, welded, CD form construction. 20mm spacing above the cabinet top for ventilation. 300x65 mm cable entry with cover (brush mountable instead of cover). Fixing possibility to ceiling (with fixing accessory).
Bottom Chasis	Monoblock, welded, CDx form construction. Fixing points either fixing to floor or raised floor. 300x300 mm adjustable space for cable entry from bottom, brush mounted.
19" profiles	Adjustable, 4 units (2 front, 2 rear). U-marked.
Vertical Cable Organizer	Mountable rear & side vertically (optional).
Front Door Lock	High quality, single point cylindrical locking mechanism with handle.
Levelling fit & Pulleys	Available (optional).
Loading Capacity	1000 kg max. (42U, TS EN 61587-1).

## 600x800 Free Standing Cabinets



### Ordering Information

HCS P/N	Description	Internal Height mm	Dimensions			Net Weight Kg	Notes
			Width mm	Depth mm	Height mm		
C10-02668	26U 19" Free Standing Cabinet	1169	600	800	1317	67,5	
C10-03268	32U 19" Free Standing Cabinet	1436	600	800	1584	78,0	
C10-03668	36U 19" Free Standing Cabinet	1613	600	800	1761	84,5	
C10-03968	39U 19" Free Standing Cabinet	1747	600	800	1895	88,0	
C10-04268	42U 19" Free Standing Cabinet	1880	600	800	2028	92,5	
C10-04468	44U 19" Free Standing Cabinet	1969	600	800	2117	96,0	
C10-04768	47U 19" Free Standing Cabinet	2102	600	800	2250	101,0	

## 600x1000 Free Standing Cabinets



### Description

HCS DataLine series includes a wide range of high quality racks, cabinets and enclosures, specially designed for structured premise cabling in local area networks (LANs), including distribution and equipment, cross connect cabinets and racks, splice boxes, climate control and many more components for both copper and fiber optic cabling systems.

HCS DataLine 10 600x1000 Free Standing Cabinets are suitable for both office environments & equipment rooms, having an attractive design combined with a long-lasting, solid & stable construction, guaranteed by the HCS DataLine Logo & Trademark.

### Applications

The special design of HCS DataLine 10 Free Standing Cabinets allows the use of a large variety and types of accessories, including 19" panels, hubs and active equipment, fixed and/or sliding shelves, fan units, power strips, pulleys, grounding and potential equalization bus bars, lighting units, stacking kits, floor fixing kits, cable management panels, and many other 19" devices and accessories.

### Qualifications and Approvals

HCS DataLine 10 Free Standing Cabinets are supported by HCS DoubleSafe™ QA Program and they comply to the following standards:

General	Steel Sheets	Powder Coating	Mechanical	Assembly	IT equipment safety	Fan Unit & Power Strips
<input type="checkbox"/> TS EN 60297-3-100/101/102 <input type="checkbox"/> DIN 41494 <input type="checkbox"/> TS EN 60529-1 <input type="checkbox"/> IP20 (Optional IP 42)	<input type="checkbox"/> DIN EN 10130-91 <input type="checkbox"/> DIN EN 10327 <input type="checkbox"/> EREĞLİ 6112	<input type="checkbox"/> DIN 67530 <input type="checkbox"/> ASTM D 2796 <input type="checkbox"/> ASTM D 3451	<input type="checkbox"/> TS EN 61587-1	<input type="checkbox"/> TS EN 60917-2-1/-2	<input type="checkbox"/> TS EN 60950-1 <input type="checkbox"/> IEC 60364-7-707	<input type="checkbox"/> TS EN 60439-1 <input type="checkbox"/> TS EN 62208

## 600x1000 Free Standing Cabinets

**Benefits & Features**

- ✓ Solid and stable construction- providing support for large loads.
- ✓ Aesthetic & attractive design - for use in open office environments.
- ✓ Flat packed design option- providing minimal storage space and saving transportation costs.
- ✓ 1000 mm depth - enabling easy and comfortable installation of many cables.
- ✓ Sophisticated cable channeling - enabling concealed cords routing.
- ✓ Clear u-marking inside the cabinets - enabling easy & simple profile installation planning.
- ✓ Removable side panels via handles - enabling fast & easy cabinet stacking.
- ✓ Removable side, front and rear doors- allows using cabinet as a relay rack.
- ✓ Adjustable profile positioning inside the cabinets - enabling efficient installation of different size devices.
- ✓ Adjustable cable entry - allows many cables' entry.
- ✓ Vented top cover- allows passive ventilation.
- ✓ Stackable construction - allows to proper installation many cabinets side to side.
- ✓ PVC stoppers - avoid metal surface noise while side panels are mounted.

## 600x1000 Free Standing Cabinets

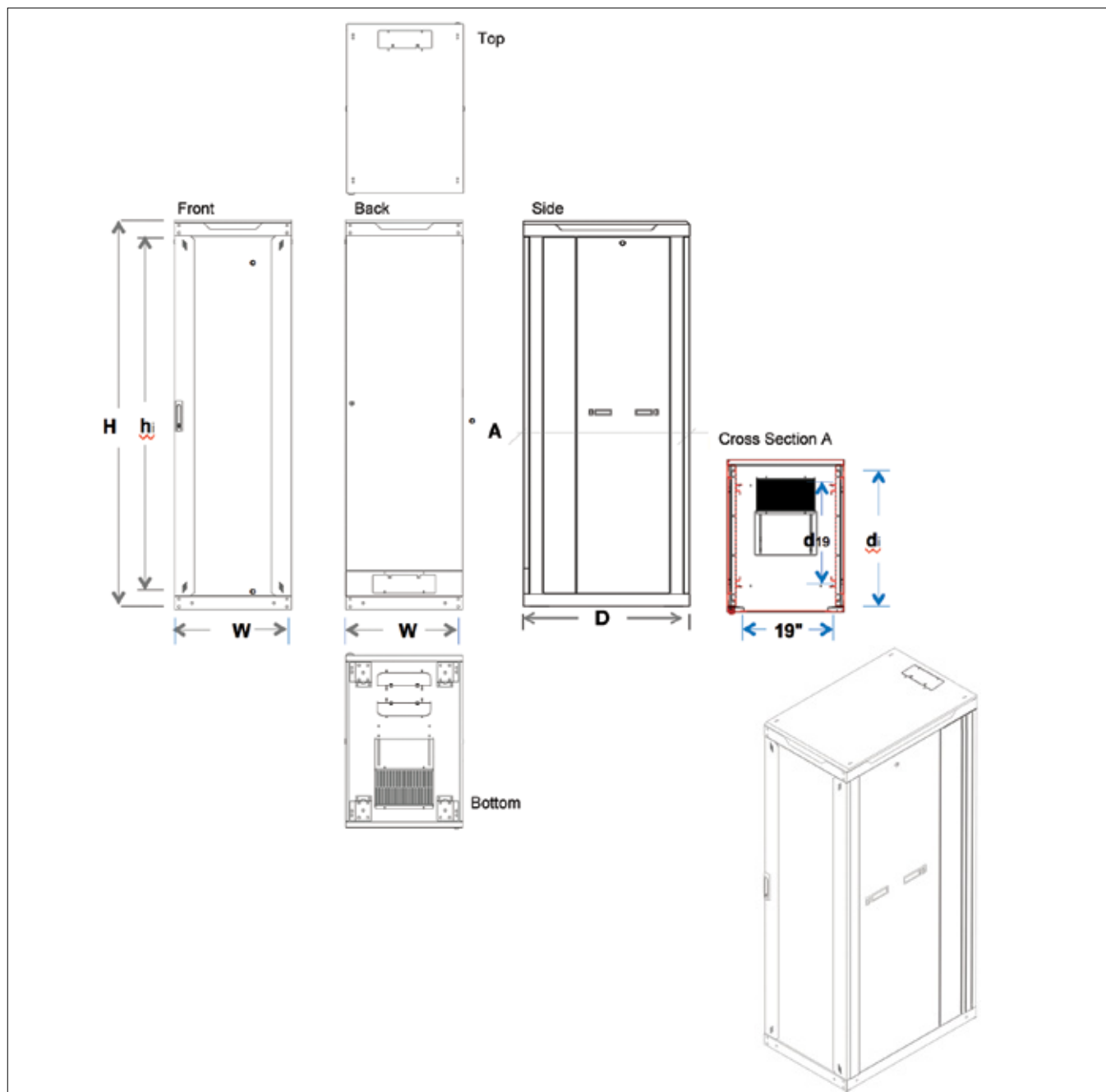


### General Properties

Material of Construction	Sheet & Galvanized steel. 1.0/1.2/1.5/2.0 mm thickness.
Paint and Color	Special steel finish with electrostatic powder coat, RAL 9005 black. Other colors available upon request.
Front Door	Smoked, secured and tempered glass within metal frame, one part, 4 mm. thick, reinforced with metal frame. Opening left & right. 180 degree opening (135 degree when used in row). Interchangeable door hinges.
Side Panels	Removable with handles & lockable with slim latch.
Rear Door	Solid metal, Removable and key lockable, 1 part. 65x300 mm cable entry with cover (brush mountable instead of cover). 180 degree opening (135 degree when used in row). Interchangeable door hinges.
Top Chasis	Monoblock, welded, CDx form construction. Fan tray mountable. Vented from sides for ventilation. 300x65 mm space for cable entry from top (brush mountable).
Top Cover	Monoblock, welded, CD form construction. 20mm spacing above the cabinet top for ventilation. 300x65 mm cable entry with cover (brush mountable instead of cover). Fixing possibility to ceiling (with fixing accessory).
Bottom Chasis	Monoblock, welded, CDx form construction. Fixing points either fixing to floor or raised floor. 2 x (300x65 mm) cable entry with cover (brush mountable instead of cover). 300x300 mm adjustable space for cable entry from bottom, brush mounted.
19" profiles	Adjustable, 4 units (2 front, 2 rear). U-marked.
Vertical Cable Organizer	Mountable rear & side vertically (optional).
Front Door Lock	High quality, single point cylindrical locking mechanism with handle.
Levelling fit & Pulleys	Available (optional).
Loading Capacity	1000 kg max. (42U, TS EN 61587-1).



### 600x1000 Free Standing Cabinets



#### Ordering Information

HCS P/N	Description	Internal Height mm	Dimensions			Net Weight Kg	Notes
			Width mm	Depth mm	Height mm		
C10-01660	16U 19" Free Standing Cabinet	725	600	1000	873		
C10-02060	20U 19" Free Standing Cabinet	902	600	1000	1050		
C10-02260	22U 19" Free Standing Cabinet	991	600	1000	1140		
C10-02660	26U 19" Free Standing Cabinet	1169	600	1000	1317		
C10-03260	32U 19" Free Standing Cabinet	1436	600	1000	1584		
C10-03660	36U 19" Free Standing Cabinet	1613	600	1000	1761		
C10-03960	39U 19" Free Standing Cabinet	1747	600	1000	1895		
C10-04260	42U 19" Free Standing Cabinet	1880	600	1000	2028		
C10-04460	44U 19" Free Standing Cabinet	1969	600	1000	2117		
C10-04760	47U 19" Free Standing Cabinet	2102	600	1000	2250		

## 800x600 Free Standing Cabinets



### Description

HCS DataLine series includes a wide range of high quality racks, cabinets and enclosures, specially designed for structured premise cabling in local area networks (LANs), including distribution and equipment, cross connect cabinets and racks, splice boxes, climate control and many more components for both copper and fiber optic cabling systems.

HCS DataLine 10 800x600 Free Standing Cabinets are suitable for both office environments & equipment rooms, having an attractive design combined with a long-lasting, solid & stable construction, guaranteed by the HCS DataLine Logo & Trademark.

### Applications

The special design of HCS DataLine 10 Free Standing Cabinets allows the use of a large variety and types of accessories, including 19" panels, hubs and active equipment, fixed and/or sliding shelves, fan units, power strips, pulleys, grounding and potential equalization bus bars, lighting units, stacking kits, floor fixing kits, cable management panels, and many other 19" devices and accessories.

### Qualifications and Approvals

HCS DataLine 10 Free Standing Cabinets are supported by HCS DoubleSafe™ QA Program and they comply to the following standards:

General	Steel Sheets	Powder Coating	Mechanical	Assembly	IT equipment safety	Fan Unit & Power Strips
<input type="checkbox"/> TS EN 60297-3-100/101/102 <input type="checkbox"/> DIN 41494 <input type="checkbox"/> TS EN 60529-1 <input type="checkbox"/> IP20 (Optional IP 42)	<input type="checkbox"/> DIN EN 10130-91 <input type="checkbox"/> DIN EN 10327 <input type="checkbox"/> EREĞLİ 6112	<input type="checkbox"/> DIN 67530 <input type="checkbox"/> ASTM D 2796 <input type="checkbox"/> ASTM D 3451	<input type="checkbox"/> TS EN 61587-1	<input type="checkbox"/> TS EN 60917-2-1/-2	<input type="checkbox"/> TS EN 60950-1 <input type="checkbox"/> IEC 60364-7-707	<input type="checkbox"/> TS EN 60439-1 <input type="checkbox"/> TS EN 62208

## 800x600 Free Standing Cabinets

**Benefits & Features**

- ✓ Solid and stable construction - providing support for large loads.
- ✓ Aesthetic & attractive design - for use in open office environments.
- ✓ Flat packed design option - providing minimal storage space and saving transportation costs.
- ✓ Large cable spaces - enabling easy and comfortable installation of many cables.
- ✓ Sophisticated cable channeling - enabling concealed cords routing.
- ✓ Clear u-marking inside the cabinets - enabling easy & simple profile installation planning.
- ✓ Removable side panels via handles - enabling fast & easy cabinet stacking.
- ✓ Removable side, front and rear doors- allows using cabinet as a relay rack.
- ✓ Adjustable profile positioning inside the cabinets - enabling efficient installation of different size devices.
- ✓ Adjustable cable entry - allows many cables' entry.
- ✓ Vented top cover- allows passive ventilation.
- ✓ Stackable construction - allows to proper installation many cabinets side to side.
- ✓ PVC stoppers - avoid metal surface noise while side panels are mounted.

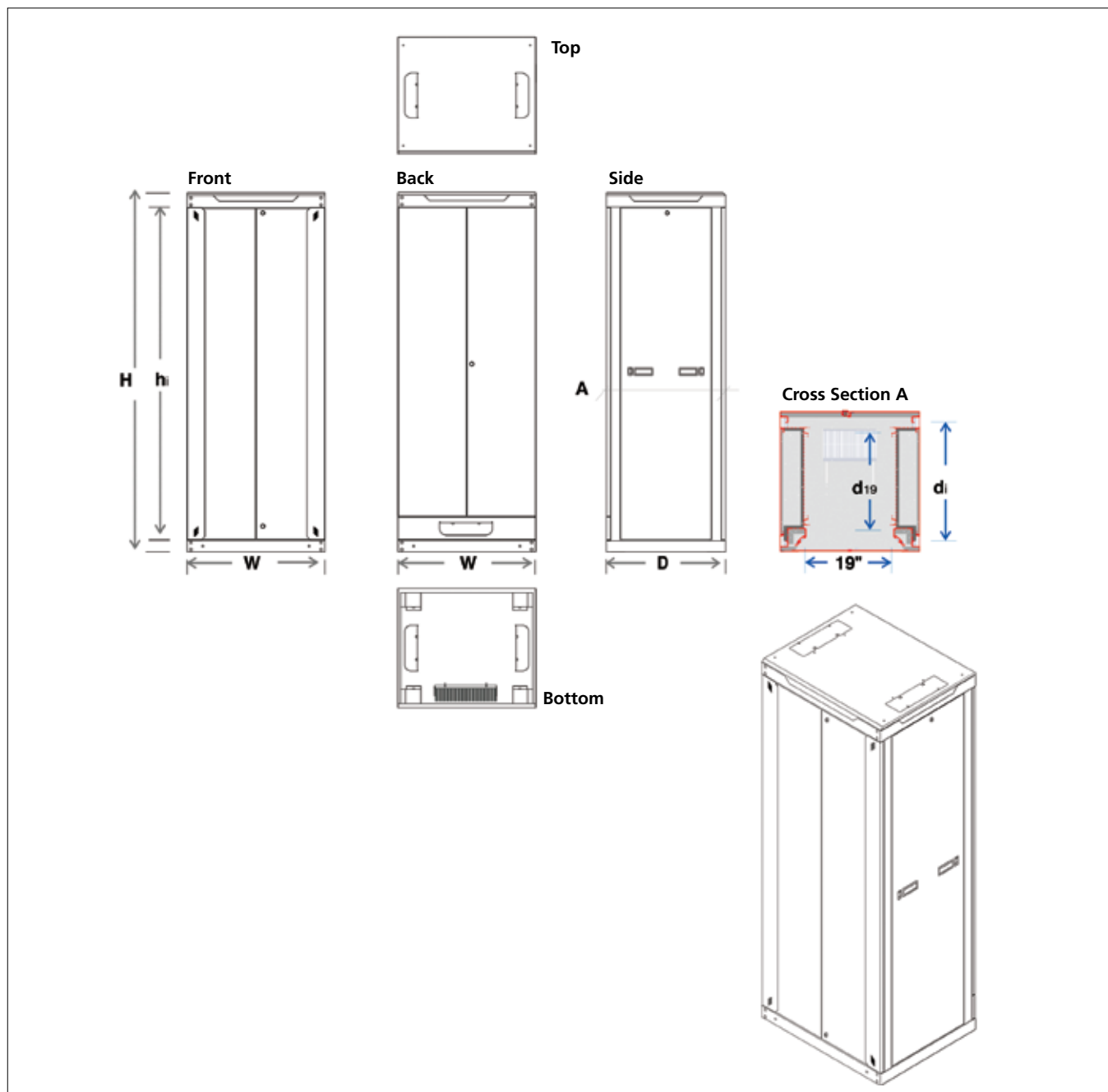
## 800x600 Free Standing Cabinets



### General Properties

Material of Construction	Sheet & Galvanized steel. 1.0/1.2/1.5/2.0 mm thickness.
Paint and Color	Special steel finish with electrostatic powder coat, RAL 9005 black. Other colors available upon request.
Front Door	Smoked, secured and tempered glass, two parts, 4 mm. thickness. Opening left & right. 180 degree opening (135 degree when used in row). Interchangeable door hinges.
Side Panels	Removable with handles & lockable with slim latch.
Rear Door	Solid metal, Removable and key lockable, 2 parts. 65x300 mm cable entry with cover (brush mountable instead of cover). 180 degree opening (135 degree when used in row). Interchangeable door hinges.
Top Chasis	Monoblock, welded, CDx form construction. Fan tray mountable. Vented from sides for ventilation. 2 x (300x65 mm) space for cable entry from top with cover (brush mountable).
Top Cover	Monoblock, welded, CD form construction. 20mm spacing above the cabinet top for ventilation. 2 x (300x65 mm) cable entry with cover (brush mountable instead of cover). Fixing possibility to ceiling (with fixing accessory).
Bottom Chasis	Monoblock, welded, CDx form construction. Fixing points either fixing to floor or raised floor. 2 x (300x65 mm) cable entry with cover (brush mountable instead of cover) on sides. 300 x 65 mm cable entry with brush at rear.
19" profiles	Adjustable, 4 units (2 front, 2 rear). U-marked.
Vertical Cable Organizer	Mountable front left & right vertically (optional).
Front Door Lock	High quality, single point from top and bottom cylindrical locking mechanism with handle.
Levelling fit & Pulleys	Available (optional).
Loading Capacity	1000 kg max. (42U, TS EN 61587-1).

### 800x600 Free Standing Cabinets



#### Ordering Information

HCS P/N	Description	Internal Height mm	Dimensions			Net Weight Kg	Notes
			Width mm	Depth mm	Height mm		
C10-01686	16U 19" Free Standing Cabinet	547	800	600	873	55	
C10-02086	20U 19" Free Standing Cabinet	902	800	600	1050	65	
C10-03286	32U 19" Free Standing Cabinet	1436	800	600	1584	85	
C10-03686	36U 19" Free Standing Cabinet	1613	800	600	1761	90	
C10-03986	39U 19" Free Standing Cabinet	1747	800	600	1895	94	
C10-04286	42U 19" Free Standing Cabinet	1880	800	600	2028	99	
C10-04486	44U 19" Free Standing Cabinet	1969	800	600	2117	103	
C10-04786	47U 19" Free Standing Cabinet	2102	800	600	2250	108	

## 800x800 Free Standing Cabinets



### Description

HCS DataLine series includes a wide range of high quality racks, cabinets and enclosures, specially designed for structured premise cabling in local area networks (LANs), including distribution and equipment, cross connect cabinets and racks, splice boxes, climate control and many more components for both copper and fiber optic cabling systems.

HCS DataLine 10 800x800 Free Standing Cabinets are suitable for both office environments & equipment rooms, having an attractive design combined with a long-lasting, solid & stable construction, guaranteed by the HCS DataLine Logo & Trademark.

### Applications

The special design of HCS DataLine 10 Free Standing Cabinets allows the use of a large variety and types of accessories, including 19" panels, hubs and active equipment, fixed and/or sliding shelves, fan units, power strips, pulleys, grounding and potential equalization bus bars, lighting units, stacking kits, floor fixing kits, cable management panels, and many other 19" devices and accessories.

### Qualifications and Approvals

HCS DataLine 10 Free Standing Cabinets are supported by HCS DoubleSafe™ QA Program and they comply to the following standards:

General	Steel Sheets	Powder Coating	Mechanical	Assembly	IT equipment safety	Fan Unit & Power Strips
<input type="checkbox"/> TS EN 60297-3-100/101/102 <input type="checkbox"/> DIN 41494 <input type="checkbox"/> TS EN 60529-1 <input type="checkbox"/> IP20 (Optional IP 42)	<input type="checkbox"/> DIN EN 10130-91 <input type="checkbox"/> DIN EN 10327 <input type="checkbox"/> EREĞLİ 6112	<input type="checkbox"/> DIN 67530 <input type="checkbox"/> ASTM D 2796 <input type="checkbox"/> ASTM D 3451	<input type="checkbox"/> TS EN 61587-1	<input type="checkbox"/> TS EN 60917-2-1/-2	<input type="checkbox"/> TS EN 60950-1 <input type="checkbox"/> IEC 60364-7-707	<input type="checkbox"/> TS EN 60439-1 <input type="checkbox"/> TS EN 62208



#### Benefits & Features

- ✓ Solid and stable construction- providing support for large loads.
- ✓ Aesthetic & attractive design - for use in open office environments.
- ✓ Flat packed design option- providing minimal storage space and saving transportation costs.
- ✓ 800 mm depth - enabling easy and comfortable installation of many cables.
- ✓ Sophisticated cable channeling - enabling concealed cords routing.
- ✓ Clear u-marking inside the cabinets - enabling easy & simple profile installation planning.
- ✓ Removable side panels via handles - enabling fast & easy cabinet stacking.
- ✓ Removable side, front and rear doors- allows using cabinet as a relay rack.
- ✓ Adjustable profile positioning inside the cabinets - enabling efficient installation of different size devices.
- ✓ Adjustable cable entry - allows many cables' entry.
- ✓ Vented top cover- allows passive ventilation.
- ✓ Stackable construction - allows to proper installation many cabinets side to side.
- ✓ PVC stoppers - avoid metal surface noise while side panels are mounted.

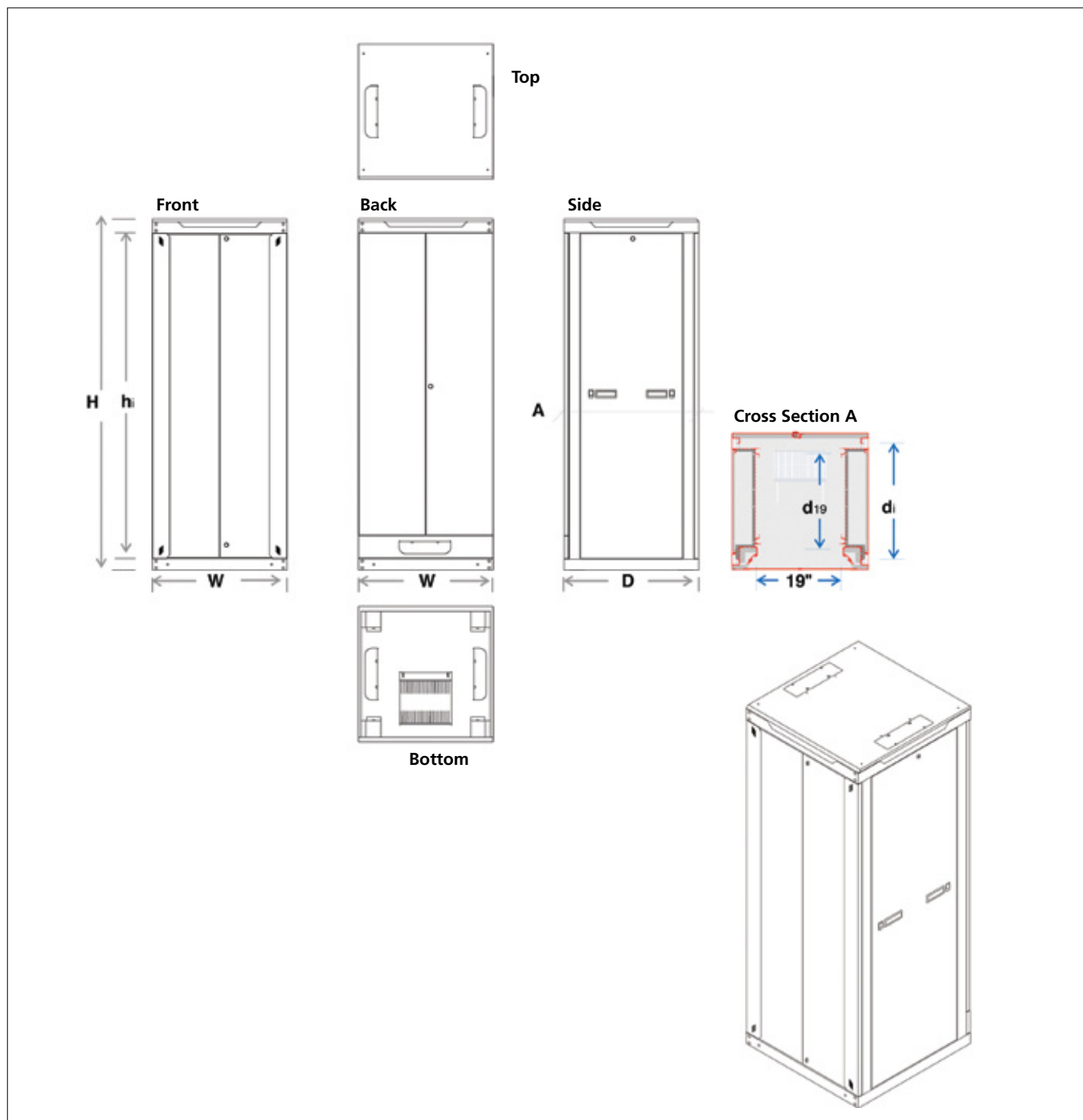
**800x800 Free Standing Cabinets**

**General Properties**

Material of Construction	Sheet & Galvanized steel. 1.0/1.2/1.5/2.0 mm thickness.
Paint and Color	Special steel finish with electrostatic powder coat, RAL 9005 black. Other colors available upon request.
Front Door	Smoked, secured and tempered glass, two parts, 4 mm. thickness. Opening left & right. 180 degree opening (135 degree when used in row). Interchangeable door hinges.
Side Panels	Removable with handles & lockable with slim latch.
Rear Door	Solid metal, Removable and key lockable, 2 parts. 65x300 mm cable entry with cover (brush mountable instead of cover). 180 degree opening (135 degree when used in row). Interchangeable door hinges.
Top Chasis	Monoblock, welded, CDx form construction. Fan tray mountable. Vented from sides for ventilation. 2 x (300x65 mm) space for cable entry from top with cover (brush mountable).
Top Cover	Monoblock, welded, CD form construction. 20mm spacing above the cabinet top for ventilation. 2 x ( 300x65 mm) cable entry with cover (brush mountable instead of cover). Fixing possiblity to ceiling (with fixing accessory).
Bottom Chasis	Monoblock, welded, CDx form construction. Fixing points either fixing to floor or raised floor. 2 x (300x65 mm) cable entry with cover (brush mountable instead of cover) on sides. 300 x 300 mm adustable cable entry with brush.
19" profiles	Adjustable, 4 units (2 front, 2 rear). U-marked.
Vertical Cable Organizer	Mountable front left & right vertically (optional).
Front Door Lock	High quality, single point from top and bottom cylindrical locking mechanizm with handle.
Levelling fit & Pulleys	Available (optional).
Loading Capacity	1000 kg max. (42U, TS EN 61587-1).



### 800x800 Free Standing Cabinets



Ordering Information							
HCS P/N	Description	Internal Height mm	Dimensions			Net Weight Kg	Notes
			Width mm	Depth mm	Height mm		
C10-03288	32U 19" Free Standing Cabinet	1436	800	800	1584	87,5	
C10-03688	36U 19" Free Standing Cabinet	1613	800	800	1761	95,5	
C10-03988	39U 19" Free Standing Cabinet	1747	800	800	1895	101,0	
C10-04288	42U 19" Free Standing Cabinet	1880	800	800	2028	107,0	
C10-04488	44U 19" Free Standing Cabinet	1969	800	800	2117	111,0	
C10-04788	47U 19" Free Standing Cabinet	2102	800	800	2250	116,5	

**800x1000 Free Standing Cabinets**



**Description**

HCS DataLine series includes a wide range of high quality racks, cabinets and enclosures, specially designed for structured premise cabling in local area networks (LANs), including distribution and equipment, cross connect cabinets and racks, splice boxes, climate control and many more components for both copper and fiber optic cabling systems.

HCS DataLine 10 800x1000 Free Standing Cabinets are suitable for both office environments & equipment rooms, having an attractive design combined with a long-lasting, solid & stable construction, guaranteed by the HCS DataLine Logo & Trademark.

**Applications**

The special design of HCS DataLine 10 Free Standing Cabinets allows the use of a large variety and types of accessories, including 19" panels, hubs and active equipment, fixed and/or sliding shelves, fan units, power strips, pulleys, grounding and potential equalization bus bars, lighting units, stacking kits, floor fixing kits, cable management panels, and many other 19" devices and accessories.

**Qualifications and Approvals**

HCS DataLine 10 Free Standing Cabinets are supported by HCS DoubleSafe™ QA Program and they comply to the following standards:

General	Steel Sheets	Powder Coating	Mechanical	Assembly	IT equipment safety	Fan Unit & Power Strips
<input type="checkbox"/> TS EN 60297-3-100/101/102 <input type="checkbox"/> DIN 41494 <input type="checkbox"/> TS EN 60529-1 <input type="checkbox"/> IP20 (Optional IP 42)	<input type="checkbox"/> DIN EN 10130-91 <input type="checkbox"/> DIN EN 10327 <input type="checkbox"/> EREĞLİ 6112	<input type="checkbox"/> DIN 67530 <input type="checkbox"/> ASTM D 2796 <input type="checkbox"/> ASTM D 3451	<input type="checkbox"/> TS EN 61587-1	<input type="checkbox"/> TS EN 60917-2-1/-2	<input type="checkbox"/> TS EN 60950-1 <input type="checkbox"/> IEC 60364-7-707	<input type="checkbox"/> TS EN 60439-1 <input type="checkbox"/> TS EN 62208

## 800x1000 Free Standing Cabinets

**Benefits & Features**

- ✓ Solid and stable construction - providing support for large loads.
- ✓ Aesthetic & attractive design - for use in open office environments.
- ✓ Flat packed design option - providing minimal storage space and saving transportation costs.
- ✓ 1000 mm depth - enabling easy and comfortable installation of many cables.
- ✓ Sophisticated cable channeling - enabling concealed cords routing.
- ✓ Clear u-marking inside the cabinets - enabling easy & simple profile installation planning.
- ✓ Removable side panels via handles - enabling fast & easy cabinet stacking.
- ✓ Removable side, front and rear doors - allows using cabinet as a relay rack.
- ✓ Adjustable profile positioning inside the cabinets - enabling efficient installation of different size devices.
- ✓ Adjustable cable entry - allows many cables' entry.
- ✓ Vented top cover - allows passive ventilation.
- ✓ Stackable construction - allows to proper installation many cabinets side to side.
- ✓ PVC stoppers - avoid metal surface noise while side panels are mounted.

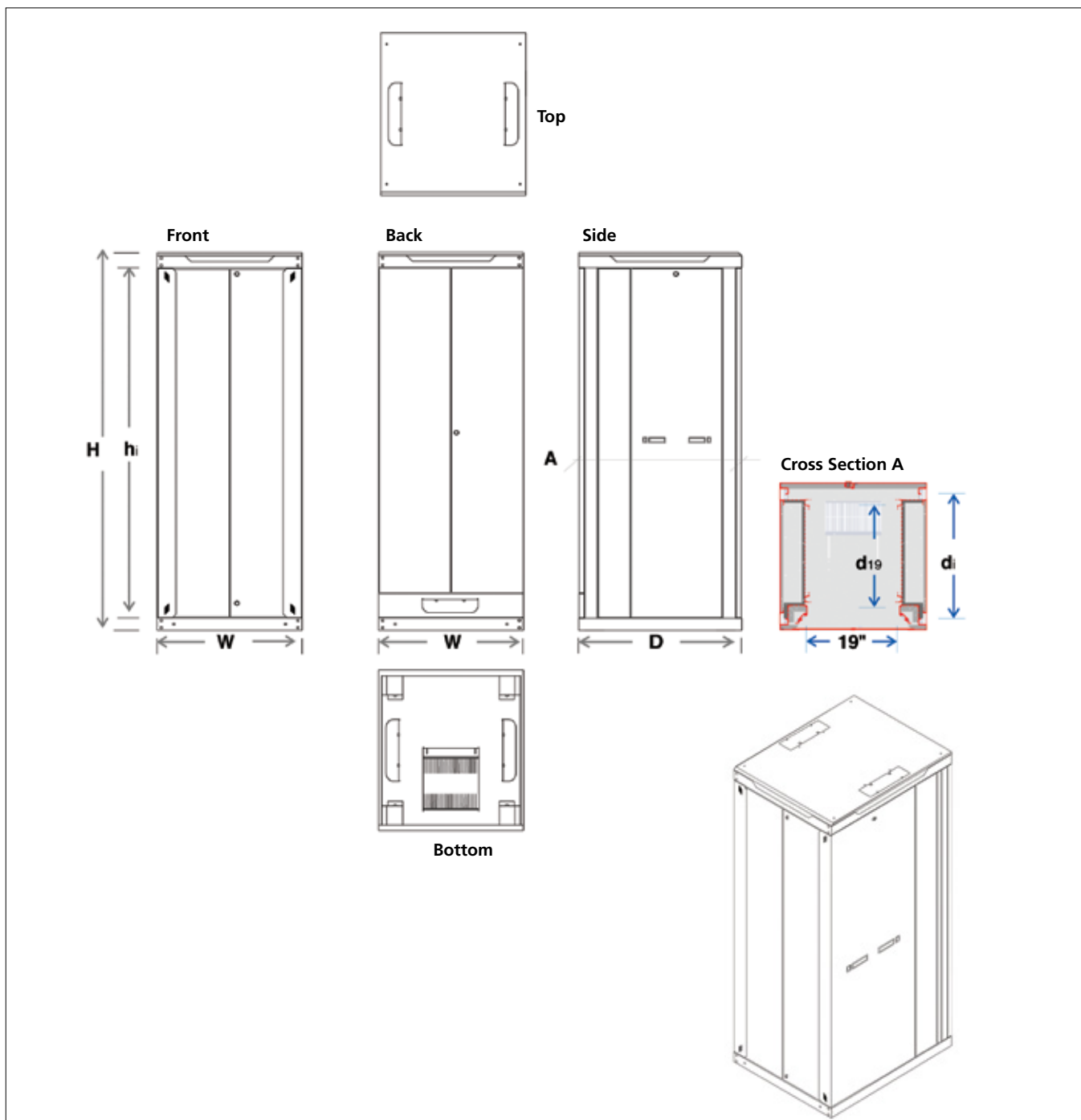
## 800x1000 Free Standing Cabinets



### General Properties

Material of Construction	Sheet & Galvanized steel. 1.0/1.2/1.5/2.0 mm thickness.
Paint and Color	Special steel finish with electrostatic powder coat, RAL 9005 black. Other colors available upon request.
Front Door	Smoked, secured and tempered glass, two parts, 4 mm. thickness. Opening left & right. 180 degree opening (135 degree when used in row). Interchangable door hinges.
Side Panels	Removable with handles & lockable with slim latch.
Rear Door	Solid metal, Removable and key lockable, 2 parts. 65x300 mm cable entry with cover (brush mountable instead of cover). 180 degree opening (135 degree when used in row). Interchangable door hinges.
Top Chasis	Monoblock, welded, CDx form construction. Fan tray mountable. Vented from sides for ventilation. 2 x (300x65 mm) space for cable entry from top with cover (brush mountable).
Top Cover	Monoblock, welded, CD form construction. 20mm spacing above the cabinet top for ventilation. 2 x ( 300x65 mm) cable entry with cover (brush mountable instead of cover). Fixing possiblity to ceiling (with fixing accessory).
Bottom Chasis	Monoblock, welded, CDx form construction. Fixing points either fixing to floor or raised floor. 4 x (300x65 mm) cable entry with cover (brush mountable instead of cover) on sides. 300 x 300 mm adustable cable entry with brush.
19" profiles	Adjustable, 4 units (2 front, 2 rear). U-marked.
Vertical Cable Organizer	Mountable front left & right vertically (optional).
Front Door Lock	High quality, single point from top and bottom cylindrical locking mechanism with handle.
Levelling fit & Pulleys	Available (optional).
Loading Capacity	1000 kg max. (42U, TS EN 61587-1).

800x1000 Free Standing Cabinets



Ordering Information

HCS P/N	Description	Internal Height mm	Dimensions			Net Weight Kg	Notes
			Width mm	Depth mm	Height mm		
C10-04280	42U 19" Free Standing Cabinet	1880	800	1000	2028	116,0	
C10-04480	44U 19" Free Standing Cabinet	1969	800	1000	2117	120,0	
C10-04780	47U 19" Free Standing Cabinet	2102	800	1000	2250	125,5	

## 600x1000 Server Cabinets



### Description

HCS DataLine series includes a wide range of high quality racks, cabinets and enclosures, specially designed for structured premise cabling in local area networks (LANs), including distribution and equipment, cross connect cabinets and racks, splice boxes, climate control and many more components for both copper and fiber optic cabling systems.

HCS DataLine 11 600x1000 Server Cabinets are suitable for both office environments & equipment rooms, having an attractive design combined with a long-lasting, solid & stable construction, guaranteed by the HCS DataLine Logo & Trademark.

### Applications

The special design of HCS DataLine 11 Server Cabinets allows the use of a large variety and types of accessories, including 19" panels, hubs and active equipment, fixed and/or sliding shelves, fan units, power strips, pulleys, grounding and potential equalization bus bars, lighting units, stacking kits, floor fixing kits, cable management panels, and many other 19" devices and accessories.

### Qualifications and Approvals

HCS DataLine 11 Server Cabinets are supported by HCS DoubleSafe™ QA Program and they comply to the following standards:

General	Steel Sheets	Powder Coating	Mechanical	Assembly	IT equipment safety	Fan Unit & Power Strips
<input type="checkbox"/> TS EN 60297-3-100/101/102 <input type="checkbox"/> DIN 41494 <input type="checkbox"/> TS EN 60529-1 <input type="checkbox"/> IP20 (Optional IP 42)	<input type="checkbox"/> DIN EN 10130-91 <input type="checkbox"/> DIN EN 10327 <input type="checkbox"/> EREĞLİ 6112	<input type="checkbox"/> DIN 67530 <input type="checkbox"/> ASTM D 2796 <input type="checkbox"/> ASTM D 3451	<input type="checkbox"/> TS EN 61587-1	<input type="checkbox"/> TS EN 60917-2-1/-2	<input type="checkbox"/> TS EN 60950-1 <input type="checkbox"/> IEC 60364-7-707	<input type="checkbox"/> TS EN 60439-1 <input type="checkbox"/> TS EN 62208



#### Benefits & Features

- ✓ Solid and stable construction - providing support for large loads.
- ✓ Aesthetic & attractive design - for use in open office environments.
- ✓ Flat packed design option - providing minimal storage space and saving transportation costs.
- ✓ 1000 mm depth - enabling easy and comfortable installation of devices.
- ✓ Sophisticated cable channeling - enabling concealed cords routing.
- ✓ Clear u-marking inside the cabinets - enabling easy & simple profile installation planning.
- ✓ Removable side panels via handles - enabling fast & easy cabinet stacking.
- ✓ Removable side, front and rear doors- allows using cabinet as a relay rack.
- ✓ Adjustable profile positioning inside the cabinets - enabling efficient installation of different size devices.
- ✓ Adjustable cable entry - allows many cables' entry.
- ✓ Vented top cover- allows passive ventilation.
- ✓ Stackable construction - allows to proper installation many cabinets side to side.
- ✓ PVC stoppers - avoid metal surface noise while side panels are mounted.

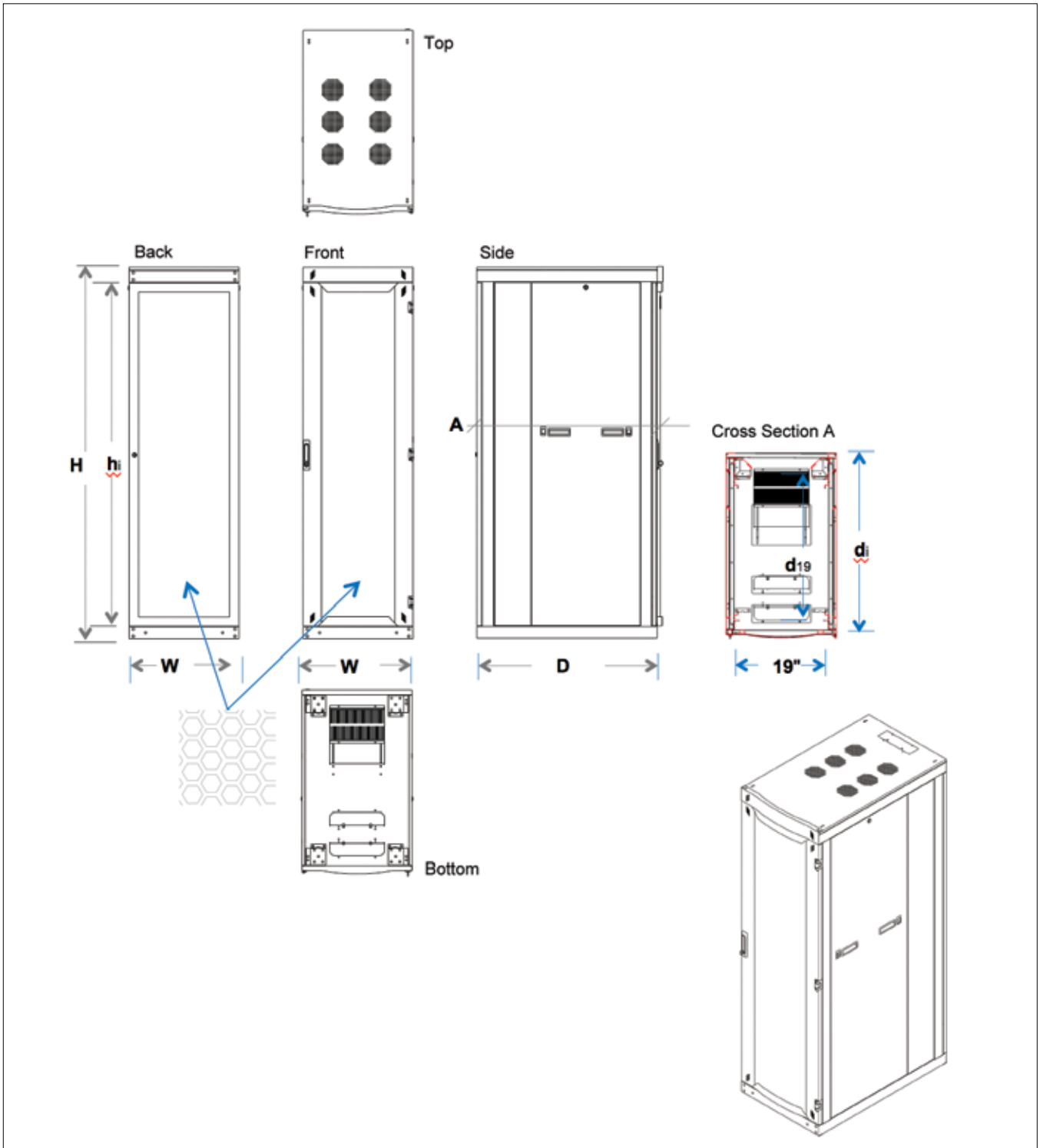
## 600x1000 Server Cabinets



### General Properties

Material of Construction	Sheet & Galvanized steel. 1.0/1.2/1.5/2.0 mm thickness.
Paint and Color	Special steel finish with electrostatic powder coat, RAL 9005 black. Other colors available upon request.
Front Door	Solid metal, Oval shaped, nominal 85% perforated, one part. Opening left & right. 180 degree opening (135 degree when used in row). Interchangeable door hinges.
Side Panels	Removable with handles & lockable with slim latch.
Rear Door	Solid metal, flat, nominal 85% perforated, one part. Opening left & right. 180 degree opening (135 degree when used in row). Interchangeable door hinges.
Top Chasis	Monoblock, welded, CDFx form construction. Fan tray mountable. Vented from sides for ventilation. 300x65 mm space for cable entry from top with cover (brush mountable).
Top Cover	Monoblock, welded, CDF form construction. 20mm spacing above the cabinet top for ventilation. 300x65 mm cable entry with cover (brush mountable instead of cover). Fixing possibility to ceiling (with fixing accessory).
Bottom Chasis	Monoblock, welded, CDFx form construction. Fixing points either fixing to floor or raised floor. 2 x (300x65 mm) cable entry with cover (brush mountable instead of cover) in front. 300 x 300 mm adjustable cable entry with brush in rear.
19" profiles	Adjustable, 4 units (2 front, 2 rear). U-marked.
Vertical Cable Organizer	Mountable on sides & rear vertically (optional).
Front Door Lock	High quality, three-point lockable cylindrical mechanism with handle.
Levelling fit & Pulleys	Available (optional).
Loading Capacity	1250 kg max. (42U, TS EN 61587-1).





#### Ordering Information

HCS P/N	Description	Internal Height mm	Dimensions			Net Weight Kg	Notes
			Width mm	Depth mm	Height mm		
C11-02660	26U 19" Server Cabinet	1169	600	1000	1317	80,0	
C11-03660	36U 19" Server Cabinet	1613	600	1000	1761	87,5	
C11-04260	42U 19" Server Cabinet	1880	600	1000	2028	96,5	
C11-04460	44U 19" Server Cabinet	1969	600	1000	2117	105,0	
C11-04560	45U 19" Server Cabinet	2014	600	1000	2162	109,0	
C11-04760	47U 19" Server Cabinet	2102	600	1000	2250	117,0	

**600x1200 Server Cabinets**

**Description**

HCS DataLine series includes a wide range of high quality racks, cabinets and enclosures, specially designed for structured premise cabling in local area networks (LANs), including distribution and equipment, cross connect cabinets and racks, splice boxes, climate control and many more components for both copper and fiber optic cabling systems.

HCS DataLine 11 600x1200 Server Cabinets are suitable for both office environments & equipment rooms, having an attractive design combined with a long-lasting, solid & stable construction, guaranteed by the HCS DataLine Logo & Trademark.

**Applications**

The special design of HCS DataLine 11 Server Cabinets allows the use of a large variety and types of accessories, including 19" panels, hubs and active equipment, fixed and/or sliding shelves, fan units, power strips, pulleys, grounding and potential equalization bus bars, lighting units, stacking kits, floor fixing kits, cable management panels, and many other 19" devices and accessories.

**Qualifications and Approvals**

HCS DataLine 11 Server Cabinets are supported by HCS DoubleSafe™ QA Program and they comply to the following standards:

General	Steel Sheets	Powder Coating	Mechanical	Assembly	IT equipment safety	Fan Unit & Power Strips
<input type="checkbox"/> TS EN 60297-3-100/101/102 <input type="checkbox"/> DIN 41494 <input type="checkbox"/> TS EN 60529-1 <input type="checkbox"/> IP20 (Optional IP 42)	<input type="checkbox"/> DIN EN 10130-91 <input type="checkbox"/> DIN EN 10327 <input type="checkbox"/> EREĞLİ 6112	<input type="checkbox"/> DIN 67530 <input type="checkbox"/> ASTM D 2796 <input type="checkbox"/> ASTM D 3451	<input type="checkbox"/> TS EN 61587-1	<input type="checkbox"/> TS EN 60917-2-1/-2	<input type="checkbox"/> TS EN 60950-1 <input type="checkbox"/> IEC 60364-7-707	<input type="checkbox"/> TS EN 60439-1 <input type="checkbox"/> TS EN 62208



#### Benefits & Features

- ✓ Solid and stable construction - providing support for large loads.
- ✓ Aesthetic & attractive design - for use in open office environments.
- ✓ Flat packed design option - providing minimal storage space and saving transportation costs.
- ✓ 1200 mm depth - enabling easy and comfortable installation for deep devices (such as blade server).
- ✓ Sophisticated cable channeling - enabling concealed cords routing.
- ✓ Clear u-marking inside the cabinets - enabling easy & simple profile installation planning.
- ✓ Removable side panels via handles - enabling fast & easy cabinet stacking.
- ✓ Removable side, front and rear doors - allows using cabinet as a relay rack.
- ✓ Adjustable profile positioning inside the cabinets - enabling efficient installation of different size devices.
- ✓ Adjustable cable entry - allows many cables' entry.
- ✓ Vented top cover - allows passive ventilation.
- ✓ Stackable construction - allows to proper installation many cabinets side to side.
- ✓ PVC stoppers - avoid metal surface noise while side panels are mounted.

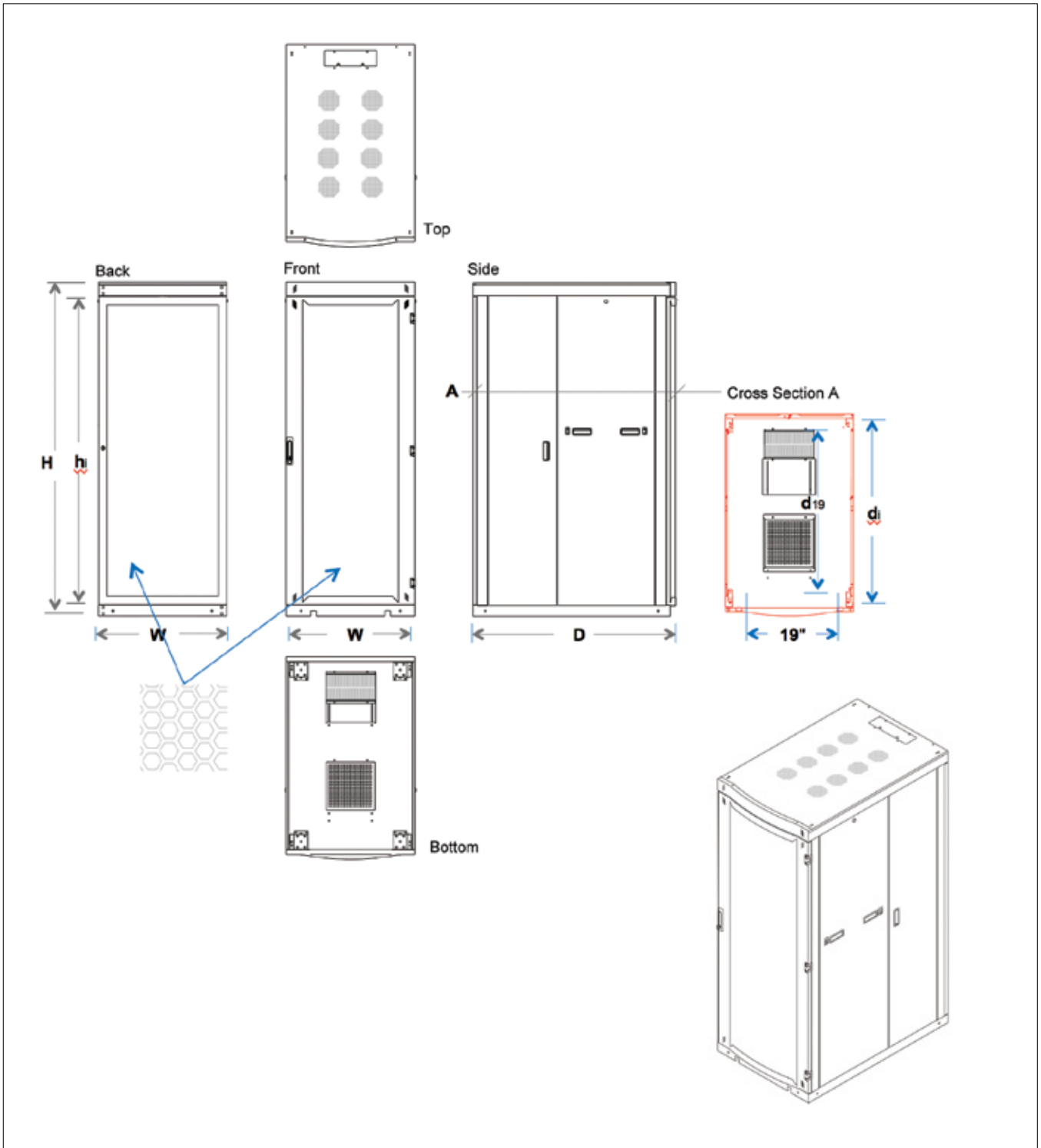


## 600x1200 Server Cabinets



### General Properties

Material of Construction	Sheet & Galvanized steel. 1.0/1.2/1.5/2.0 mm thickness.
Paint and Color	Special steel finish with electrostatic powder coat, RAL 9005 black. Other colors available upon request.
Front Door	Solid metal, Oval shaped, nominal 85% perforated, one part. Opening left & right. 180 degree opening (135 degree when used in row). Interchangeable door hinges.
Side Panels	Removable with handles & lockable with slim latch.
Rear Door	Solid metal, flat, nominal 85% perforated, one part. Opening left & right. 180 degree opening (135 degree when used in row). Interchangeable door hinges.
Top Chasis	Monoblock, welded, CDFx form construction. Fan tray mountable. Vented from sides for ventilation. 300x65 mm space for cable entry from top with cover (brush mountable). Fixing possibility to ceiling (with fixing accessory).
Top Cover	Monoblock, welded, CDF form construction. 20mm spacing above the cabinet top for ventilation. 300x65 mm cable entry with cover (brush mountable instead of cover). Fixing possibility to ceiling (with fixing accessory).
Bottom Chasis	Monoblock, welded, CDFx form construction. Fixing points either fixing to floor or raised floor. 300x300 mm perforated ventilation entry (filter mountable) in front. 300 x 300 mm adjustable cable entry with brush in rear.
19" profiles	Adjustable, 4 units (2 front, 2 rear). U-marked.
Vertical Cable Organizer	Mountable on sides & rear vertically (optional).
Front Door Lock	High quality, three-point lockable cylindrical mechanism with handle.
Levelling fit & Pulleys	Available (optional).
Loading Capacity	1250 kg max. (42U, TS EN 61587-1).



#### Ordering Information

HCS P/N	Description	Internal Height mm	Dimensions			Net Weight Kg	Notes
			Width mm	Depth mm	Height mm		
C11-04262	42U 19" Server Cabinet	1880	600	1200	2028	150	
C11-04462	44U 19" Server Cabinet	1969	600	1200	2117	166	
C11-04562	45U 19" Server Cabinet	2014	600	1200	2162	174	
C11-04762	47U 19" Server Cabinet	2102	600	1200	2250	186	

**800x1000 Server Cabinets**

**Description**

HCS DataLine series includes a wide range of high quality racks, cabinets and enclosures, specially designed for structured premise cabling in local area networks (LANs), including distribution and equipment, cross connect cabinets and racks, splice boxes, climate control and many more components for both copper and fiber optic cabling systems.

HCS DataLine 11 800x1000 Server Cabinets are suitable for both office environments & equipment rooms, having an attractive design combined with a long-lasting, solid & stable construction, guaranteed by the HCS DataLine Logo & Trademark.

**Applications**

The special design of HCS DataLine 11 Server Cabinets allows the use of a large variety and types of accessories, including 19" panels, hubs and active equipment, fixed and/or sliding shelves, fan units, power strips, pulleys, grounding and potential equalization bus bars, lighting units, stacking kits, floor fixing kits, cable management panels, and many other 19" devices and accessories.

**Qualifications and Approvals**

HCS DataLine 11 Server Cabinets are supported by HCS DoubleSafe™ QA Program and they comply to the following standards:

General	Steel Sheets	Powder Coating	Mechanical	Assembly	IT equipment safety	Fan Unit & Power Strips
<input type="checkbox"/> TS EN 60297-3-100/101/102 <input type="checkbox"/> DIN 41494 <input type="checkbox"/> TS EN 60529-1 <input type="checkbox"/> IP20 (Optional IP 42)	<input type="checkbox"/> DIN EN 10130-91 <input type="checkbox"/> DIN EN 10327 <input type="checkbox"/> EREĜLÍ 6112	<input type="checkbox"/> DIN 67530 <input type="checkbox"/> ASTM D 2796 <input type="checkbox"/> ASTM D 3451	<input type="checkbox"/> TS EN 61587-1	<input type="checkbox"/> TS EN 60917-2-1/-2	<input type="checkbox"/> TS EN 60950-1 <input type="checkbox"/> IEC 60364-7-707	<input type="checkbox"/> TS EN 60439-1 <input type="checkbox"/> TS EN 62208



#### Benefits & Features

- ✓ Solid and stable construction - providing support for large loads.
- ✓ Aesthetic & attractive design - for use in open office environments.
- ✓ Flat packed design option - providing minimal storage space and saving transportation costs.
- ✓ 1000 mm depth - enabling easy and comfortable installation of devices.
- ✓ Sophisticated cable channeling - enabling concealed cords routing.
- ✓ Clear u-marking inside the cabinets - enabling easy & simple profile installation planning.
- ✓ Removable side panels via handles - enabling fast & easy cabinet stacking.
- ✓ Removable side, front and rear doors - allows using cabinet as a relay rack.
- ✓ Adjustable profile positioning inside the cabinets - enabling efficient installation of different size devices.
- ✓ Adjustable cable entry - allows many cables' entry.
- ✓ Vented top cover - allows passive ventilation.
- ✓ Stackable construction - allows to proper installation many cabinets side to side.
- ✓ PVC stoppers - avoid metal surface noise while side panels are mounted.

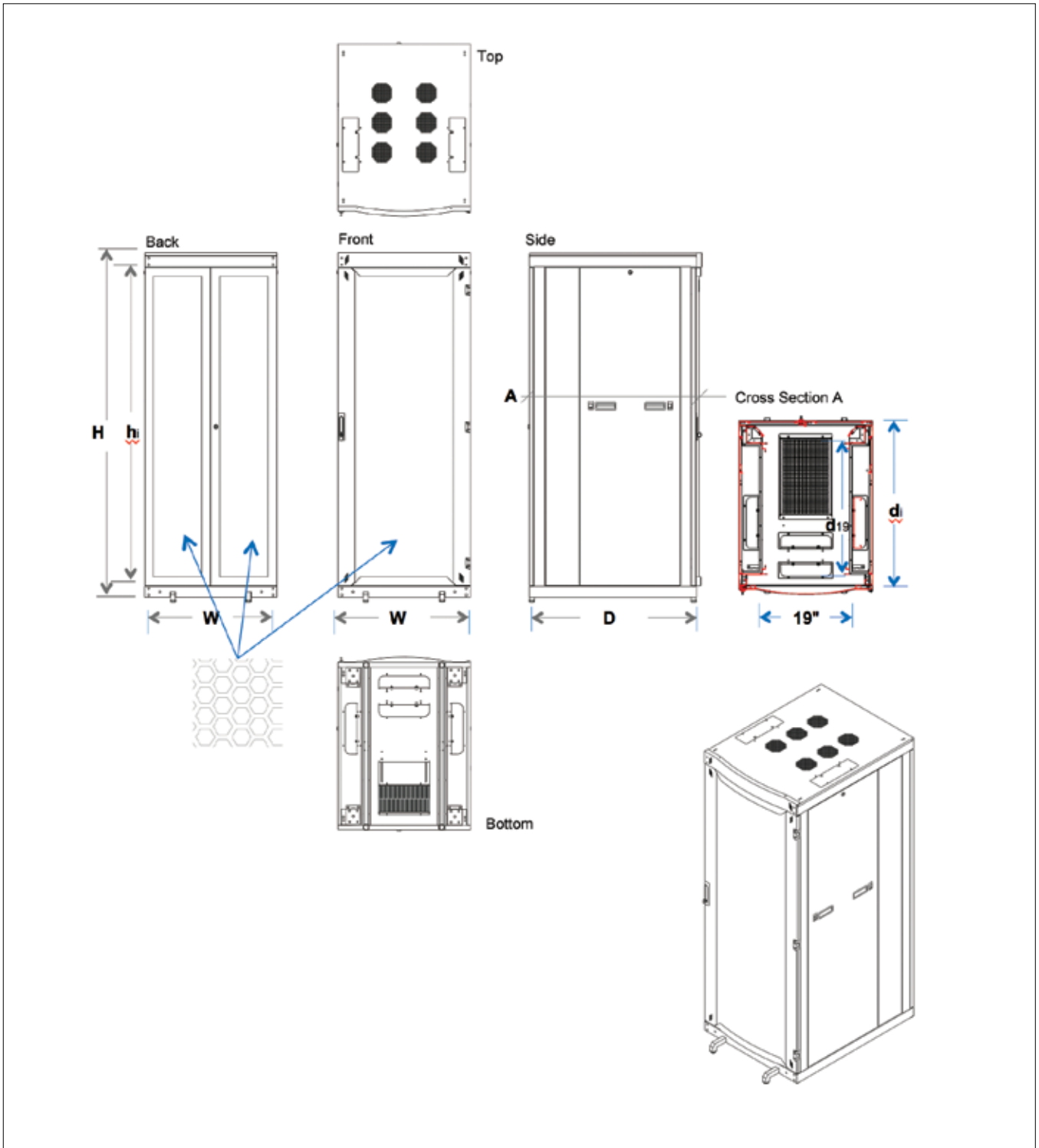
## 800x1000 Server Cabinets



## General Properties

Material of Construction	Sheet & Galvanized steel. 1.0/1.2/1.5/2.0 mm thickness.
Paint and Color	Special steel finish with electrostatic powder coat, RAL 9005 black. Other colors available upon request.
Front Door	Solid metal, Oval shaped, nominal 85% perforated, one part. Opening left & right. 180 degree opening (135 degree when used in row). Interchangeable door hinges. 2 part door option is available upon request.
Side Panels	Removable with handles & lockable with slim latch.
Rear Door	Solid metal, flat, nominal 85% perforated, 2 parts. Opening left & right. 180 degree opening (135 degree when used in row). Interchangeable door hinges.
Top Chasis	Monoblock, welded, CDFx form construction. Fan tray mountable. Vented from sides for ventilation. 2 x (300x65 mm) space for cable entry from top with cover (brush mountable). Fixing possibility to ceiling (with fixing accessory).
Top Cover	Monoblock, welded, CDF form construction. 20mm spacing above the cabinet top for ventilation. 2 x (300x65 mm) cable entry with cover (brush mountable instead of cover). Fixing possibility to ceiling (with fixing accessory).
Bottom Chasis	Monoblock, welded, CDFx form construction. Fixing points either fixing to floor or raised floor. 4 x (300x65 mm) cable entry with cover (brush mountable instead of cover) in front and sides. 300 x 300 mm adustable cable entry with brush in rear.
19" profiles	Adjustable, 4 units (2 front, 2 rear). U-marked.
Vertical Cable Organizer	Mountable in front (left&right), on sides & rear vertically (optional).
Front Door Lock	High quality, three-point lockable cylindrical mechanism with handle.
Levelling fit & Pulleys	Available (optional).
Loading Capacity	1250 kg max. (42U, TS EN 61587-1).





#### Ordering Information

HCS P/N	Description	Internal Height mm	Dimensions			Net Weight Kg	Notes
			Width mm	Depth mm	Height mm		
C11-04280	42U 19" Server Cabinet	1880	800	1000	2028	140	
C11-04480	44U 19" Server Cabinet	1969	800	1000	2117	150	
C11-04580	45U 19" Server Cabinet	2014	800	1000	2162	155	
C11-04780	47U 19" Server Cabinet	2102	800	1000	2250	165	

## 800x1200 Server Cabinets



### Description

HCS DataLine series includes a wide range of high quality racks, cabinets and enclosures, specially designed for structured premise cabling in local area networks (LANs), including distribution and equipment, cross connect cabinets and racks, splice boxes, climate control and many more components for both copper and fiber optic cabling systems.

HCS DataLine 11 800x1200 Server Cabinets are suitable for both office environments & equipment rooms, having an attractive design combined with a long-lasting, solid & stable construction, guaranteed by the HCS DataLine Logo & Trademark.

### Applications

The special design of HCS DataLine 11 Server Cabinets allows the use of a large variety and types of accessories, including 19" panels, hubs and active equipment, fixed and/or sliding shelves, fan units, power strips, pulleys, grounding and potential equalization bus bars, lighting units, stacking kits, floor fixing kits, cable management panels, and many other 19" devices and accessories.

### Qualifications and Approvals

HCS DataLine 11 Server Cabinets are supported by HCS DoubleSafe™ QA Program and they comply to the following standards:

General	Steel Sheets	Powder Coating	Mechanical	Assembly	IT equipment safety	Fan Unit & Power Strips
<input type="checkbox"/> TS EN 60297-3-100/101/102 <input type="checkbox"/> DIN 41494 <input type="checkbox"/> TS EN 60529-1 <input type="checkbox"/> IP20 (Optional IP 42)	<input type="checkbox"/> DIN EN 10130-91 <input type="checkbox"/> DIN EN 10327 <input type="checkbox"/> EREĜLÍ 61 12	<input type="checkbox"/> DIN 67530 <input type="checkbox"/> ASTM D 2796 <input type="checkbox"/> ASTM D 3451	<input type="checkbox"/> TS EN 61587-1	<input type="checkbox"/> TS EN 60917-2-1/-2	<input type="checkbox"/> TS EN 60950-1 <input type="checkbox"/> IEC 60364-7-707	<input type="checkbox"/> TS EN 60439-1 <input type="checkbox"/> TS EN 62208

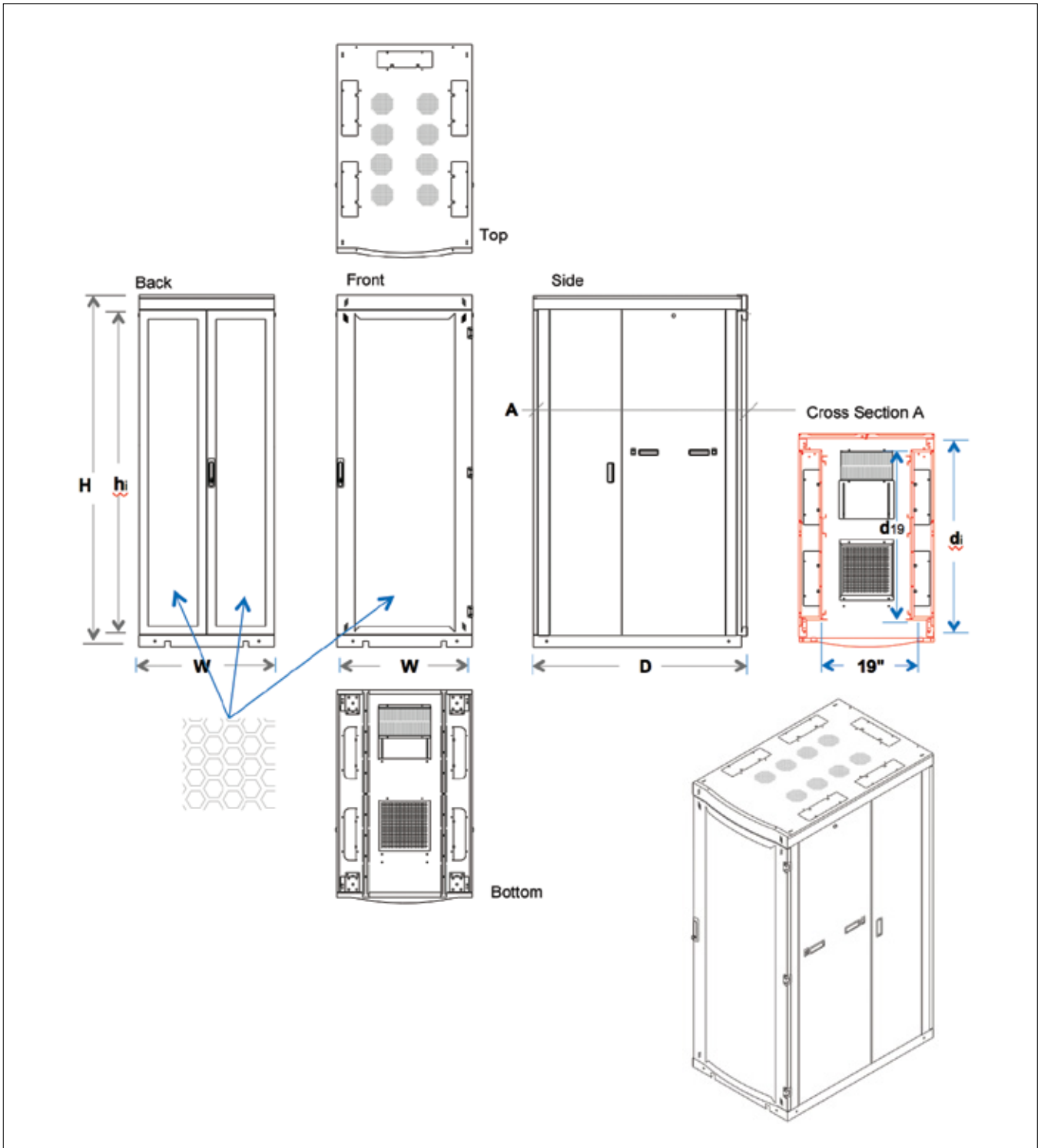


#### Benefits & Features

- ✓ Solid and stable construction - providing support for large loads.
- ✓ Aesthetic & attractive design - for use in open office environments.
- ✓ Flat packed design option - providing minimal storage space and saving transportation costs.
- ✓ 1200 mm depth - enabling easy and comfortable installation for deep devices (such as blade server).
- ✓ Sophisticated cable channeling - enabling concealed cords routing.
- ✓ Clear u-marking inside the cabinets - enabling easy & simple profile installation planning.
- ✓ Removable side panels via handles - enabling fast & easy cabinet stacking.
- ✓ Removable side, front and rear doors - allows using cabinet as a relay rack.
- ✓ Adjustable profile positioning inside the cabinets - enabling efficient installation of different size devices.
- ✓ Adjustable cable entry - allows many cables' entry.
- ✓ Vented top cover - allows passive ventilation.
- ✓ Stackable - construction - allows to proper installation many cabinets side to side.
- ✓ PVC stoppers - avoid metal surface noise while side panels are mounted.

**800x1200 Server Cabinets**


General Properties	
Material of Construction	Sheet & Galvanized steel. 1.0/1.2/1.5/2.0 mm thickness.
Paint and Color	Special steel finish with electrostatic powder coat, RAL 9005 black. Other colors available upon request.
Front Door	Solid metal, Oval shaped, nominal 85% perforated, one part. Opening left & right. 180 degree opening (135 degree when used in row). Interchangeable door hinges.
Side Panels	Removable with handles & lockable with slim latch.
Rear Door	Solid metal, flat, nominal 85% perforated, one part. Opening left & right. 180 degree opening (135 degree when used in row). Interchangeable door hinges.
Top Chasis	Monoblock, welded, CDFx form construction. Fan tray mountable. Vented from sides for ventilation. 300x65 mm space for cable entry from top with cover (brush mountable). Fixing possibility to ceiling (with fixing accessory).
Top Cover	Monoblock, welded, CDF form construction. 20mm spacing above the cabinet top for ventilation. 300x65 mm cable entry with cover (brush mountable instead of cover). Fixing possibility to ceiling (with fixing accessory).
Bottom Chasis	Monoblock, welded, CDFx form construction. Fixing points either fixing to floor or raised floor. 300x300 mm perforated ventilation entry (filter mountable) in front. 2 x (300x65 mm) space for cable entry from top with cover (brush mountable) on sides. 300 x 300 mm adjustable cable entry with brush in rear.
19" profiles	Adjustable, 4 units (2 front, 2 rear). U-marked.
Vertical Cable Organizer	Mountable in front (left&right), on sides & rear vertically (optional).
Front Door Lock	High quality, three-point lockable cylindrical mechanism with handle.
Levelling fit & Pulleys	Available (optional).
Loading Capacity	1250 kg max. (42U, TS EN 61587-1).



#### Ordering Information

HCS P/N	Description	Internal Height mm	Dimensions			Net Weight Kg	Notes
			Width mm	Depth mm	Height mm		
C11-04282	42U 19" Server Cabinet	1880	800	1200	2028	156	
C11-04482	44U 19" Server Cabinet	1969	800	1200	2117	172	
C11-04582	45U 19" Server Cabinet	2014	800	1200	2162	180	
C11-04782	47U 19" Server Cabinet	2102	800	1200	2250	190	

## Cabinet Accessories

**Description**

HCS DataLine series includes a wide range of high quality racks, cabinets and enclosures, specially designed for structured premise cabling in local area networks (LANs), including distribution and equipment, cross connect cabinets and racks, splice boxes, climate control and many more components for both copper and fiber optic cabling systems.

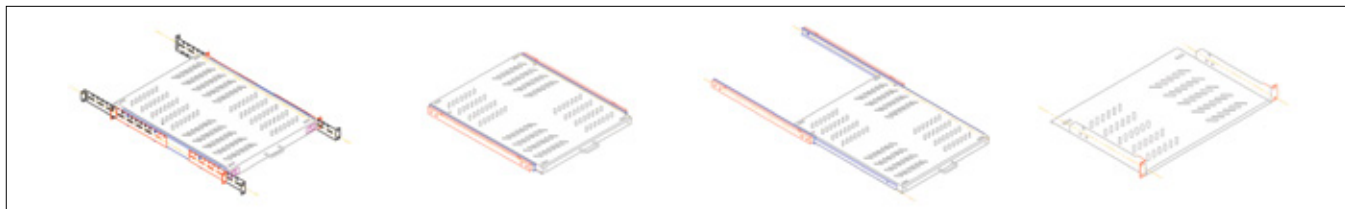
HCS DataLine Cabinets Accessories are compatible with all HCS DataLine Cabinets, providing an extensive range of accessories making HCS DataLine Cabinets extremely versatile, user-friendly and efficient.

All HCS DataLine accessories have an attractive design combined with a long-lasting, solid & stable construction, guaranteed by the HCS DataLine Logo & Trademark.

**Applications**

The large variety of HCS DataLine Cabinets Accessories enables using HCS DataLine Cabinets for endless LAN and telephone applications, including copper and fiber optic cabling systems.

## Shelves



Ordering Information				Availability			
HCS P/N	Description	Loading Capacity	Colour	SOHO Wall Mount	Wall Mount	Free Standing	Server
C00-01A12	19" ,½U D=200mm Fixed Shelf, Vented,Front 2 Fixing Points	15 Kg max.	Grey	All	All	All	All
C00-01A13	19" 1U D=200mm Fixed Shelf, Vented,Front 4 Fixing Points	15 Kg max.	Grey	All	All	All	All
C00-01A01	19" 1U D=250mm Fixed Shelf, Vented,Front 4 Fixing Points	20 Kg max.	Grey	D400	All	All	All
C00-01A14	19" 1U D=250mm Fixed Shelf, Vented,Front 4 Fixing Points	20 Kg max.	Black	D400	All	All	All
C00-01A02	19" 1U D=350mm Fixed Shelf, Vented,Front 4 Fixing Points	20 Kg max.	Grey	NA	D450 D560	All	All
C00-01A15	19" 1U D=350mm Fixed Shelf, Vented,Front 4 Fixing Points	20 Kg max.	Black	NA	D450 D560	All	All
C00-01A24	19" 1U D=450mm Fixed Shelf, Vented,Front 4 Fixing Points	20 Kg max.	Grey	NA	D560	All	All
C00-01A03	19" 1U D=450mm Fixed Shelf, Vented,Front 4 Fixing Points	20 Kg max.	Black	NA	D560	All	All
C00-01A04	19" 1U D=550mm Fixed Shelf, Vented,Front 4 Fixing Points	20 Kg max.	Black	NA	NA	All	All
C00-01A06	19" 2U D=350mm Fixed Shelf, Vented,Front 4 Fixing Points	35 Kg max.	Grey	NA	D450 D560	All	All
C00-01A16	19" 2U D=350mm Fixed Shelf, Vented,Front 4 Fixing Points	35 Kg max.	Black	NA	D450 D560	All	All
C00-01A07	19" 2U D=450mm Fixed Shelf, Vented,Front 4 Fixing Points	30 Kg max.	Black	NA	D560	All	All
C00-01A08	19" 2U D=550mm Fixed Shelf, Vented,Front 4 Fixing Points	25 Kg max.	Black	NA	NA	All	All
C00-01A19	19" 1U D=350mm Adjustable Fixed Shelf, Vented,Front 4 Fixing Points	30 Kg max.	Grey	NA	D450 D560	All	All
C00-01A20	19" 1U D=450mm Adjustable Fixed Shelf, Vented,Front 4 Fixing Points	25 Kg max.	Black	NA	D560	All	All
C00-01A21	19" 1U D=550mm Adjustable Fixed Shelf, Vented,Front 4 Fixing Points	20 Kg max.	Black	NA	NA	All	All
C00-01A09	19" 2U D=450mm Adjustable Fixed Shelf, Vented,Front 4 Fixing Points	50 Kg max.	Black	NA	D560	All	All
C00-01A10	19" 2U D=550mm Adjustable Fixed Shelf, Vented,Front 4 Fixing Points	45 Kg max.	Black	NA	NA	All	All
C00-01A11	19" 2U D=650mm Adjustable Fixed Shelf, Vented,Front 4 Fixing Points	40 Kg max.	Black	NA	NA	D800, D1000	All
C00-01B02	19" ½U Fixed Shelf For Cabinets D600mm, Vented,Front/Rear 4 Fixing Points	40 Kg max.	Black	NA	D560	D600	NA
C00-01B13	19" ½U Fixed Shelf For Cabinets D600mm, Vented,Front/Rear 4 Fixing Points	40 Kg max.	Grey	NA	D560	D600	NA
C00-01B03	19" ½U Fixed Shelf For Cabinets D800mm, Vented,Front/Rear 4 Fixing Points	30 Kg max.	Black	NA	NA	D800	NA
C00-01B04	19" ½U Fixed Shelf For Cabinets D1000mm, Vented,Front/Rear 4 Fixing Points	30 Kg max.	Black	NA	NA	D1000	D1000

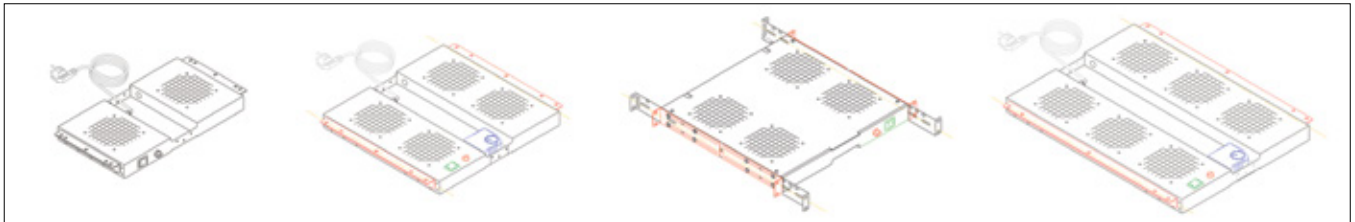
Ordering Information				Availability			
HCS P/N	Description	Loading Capacity	Colour	SOHO Wall Mount	Wall Mount	Free Standing	Server
C00-01B06	19" ½U Fixed Shelf, For Cabinets D600mm,Vented,Front/Rear 4 Fixing Points With Support Profile	50 Kg max.	Black	NA	NA	D600	NA
C00-01B07	19" ½U Fixed Shelf, For Cabinets D800mm,Vented,Front/Rear 4 Fixing Points With Support Profile	45 Kg max.	Black	NA	NA	D800	NA
C00-01B08	19" ½U Fixed Shelf, For Cabinets D1000mm,Vented,Front/Rear 4 Fixing Points With Support Profile	40 Kg max.	Black	NA	NA	D1000	D1000
C00-01B09	19" 1U Heavy Duty Adjustable Fixed Shelf For Cabinets D600mm Vented, Front/Rear 8 Fixing Points, With Support Profile	100 Kg max.	Black	NA	NA	D600, D800	NA
C00-01B10	19" 1U Heavy Duty Adjustable Fixed Shelf For Cabinets D800mm Vented, Front/Rear 8 Fixing Points, With Support Profile	90 Kg max.	Black	NA	NA	D800, D1000	D1000
C00-01B11	19" 1U Heavy Duty Adjustable Fixed Shelf For Cabinets D1000mm Vented, Front/Rear 8 Fixing Points, With Support Profile	80 Kg max.	Black	NA	NA	D1000, D1200	D1000, D1200
C00-01C10	½U Sliding Shelf, For Cabinets D600mm , 4 Fixing Points, Vented , Rail Locked	40 Kg max.	Grey	NA	D560	D600	NA
C00-01C02	½U Sliding Shelf, For Cabinets D600mm , 4 Fixing Points, Vented , Rail Locked	40 Kg max.	Black	NA	D560	D600	NA
C00-01C03	½U Sliding Shelf, For Cabinets D800mm , 4 Fixing Points, Vented , Rail Locked	35 Kg max.	Black	NA	NA	D800	NA
C00-01C04	½U Sliding Shelf, For Cabinets D1000mm , 4 Fixing Points, Vented , Rail Locked	30 Kg max.	Black	NA	NA	D1000	D1000
C00-01C05	19" 1U Heavy Duty Adjustable Sliding Shelf For Cabinets D600mm, 8 Fixing Points, Vented , With Support Profile, Rail Locked	90 Kg max.	Black	NA	NA	D600, D800	NA
C00-01C06	19" 1U Heavy Duty Adjustable Sliding Shelf For Cabinets D800mm, 8 Fixing Points, Vented , With Support Profile, Rail Locked	80 Kg max.	Black	NA	NA	D800, D1000	D1000
C00-01C07	19" 1U Heavy Duty Adjustable Sliding Shelf For Cabinets D1000mm, 8 Fixing Points, Vented , With Support Profile, Rail Locked	70 Kg max.	Black	NA	NA	D1000, D1200	D1000, D1200
C00-01C08	1U Sliding Heavy Duty Telescopic Cable Carrying Mechanizm (750Mm Opening)	-	Black	NA	NA	D600, D800, D1000, D1200	D1000, D1200
C00-01A22	1U Shelf Back Mounting Support, Adjustable, L250mm (For 19" 1U Rack Mount Shelves, Galvanized Steel Sheet)						
C00-01A23	1U Shelf Back Mounting Support, Adjustable, L350mm (For 19" 1U Rack Mount Shelves, Galvanized Steel Sheet)						
C00-01A17	2U Shelf Back Mounting Support, Adjustable, L250mm (For 19" 2U Rack Mount Shelves, Galvanized Steel Sheet)						
C00-01A18	2U Shelf Back Mounting Support, Adjustable, L350mm (For 19" 2U Rack Mount Shelves, Galvanized Steel Sheet)						

## Drawers

Ordering Information				Availability			
HCS P/N	Description	Depth (mm)	Loading Capacity	SOHO Wall Mount	Wall Mount	Free Standing	Server
C00-01D01	Dataline™ 1U 19", D=350mm, Keyboard Drawer With Lock,Grey	350	30	NA	D560	D600, D800, D1000, D1200	D1000, D1200
C00-01D02	Dataline™ 2U 19", D=550mm, Depth Adjustable Drawer With Lock,Black	550	40	NA	NA	D800, D1000, D1200	D1000, D1200
C00-01D03	Dataline™ 3U 19", D=550mm, Depth Adjustable Drawer With Lock,Black	550	50	NA	NA	D800, D1000, D1200	D1000, D1200




## Fan Units



### Ordering Information

HCS P/N	Description	Additional Items Included	Availability	Notes
C00-02A01	Ventilation Unit With 1-Fan 240V AC. Without Thermostat,Grey	On&off switch and circuit breaker	Wall Mount	
C00-02A02	Ventilation Unit With 1-Fan 240V AC. Without Thermostat,Grey	On&off switch and circuit breaker	Wall Mount	
C00-02B01	Ventilation Unit With 1-Fan 240V AC. With Thermostat,Grey	On&off switch and circuit breaker	Wall Mount	
C00-02B02	Ventilation Unit With 2-Fan 240V AC. With Thermostat,Grey	On&off switch and circuit breaker	Wall Mount	
C00-02B11	Ventilation Unit With 4/2-Fan 240V AC. With Thermostat,Black	On&off switch and circuit breaker	Free Standing	
C00-02B03	Ventilation Unit With 4-Fan 240V AC AND. With Thermostat,Black	On&off switch and circuit breaker	Free Standing	
C00-02B08	Ventilation Unit With 6-Fan 240V AC AND. With Thermostat,Black	On&off switch and circuit breaker	Free Standing & Server	(Depth ≥ 1000 mm)
C00-02B12	Ventilation Unit With 6/2-Fan 240V AC AND.with Thermostat,Black	On&off switch and circuit breaker	Free Standing & Server	(Depth ≥ 1000 mm)
C00-02B14	Ventilation Unit With 6/4-Fan 240V AC AND. With Thermostat,Black	On&off switch and circuit breaker	Free Standing & Server	(Depth ≥ 1000 mm)
C00-02C01	Ventilation Unit With 2-Fans (240V AC) AND. With Thermostat.1U 19" Grey	On&off switch and circuit breaker	Wall Mount&Free Standing & Server	Horizontal Mounted
C00-02C02	Ventilation Unit With 4-Fans (240V AC) AND. With Thermostat.1U 19" Black	On&off switch and circuit breaker	Wall Mount&Free Standing & Server	Horizontal Mounted
C00-02C03	Ventilation Unit With 6-Fans (240V AC) AND. With Thermostat.1U 19" Black	On&off switch and circuit breaker	Wall Mount&Free Standing & Server	Horizontal Mounted
C00-02D01	Ventilation Unit With 2-Fans (240V AC) AND. With Thermostat.3U 19" .Black	On&off switch and circuit breaker	Wall Mount&Free Standing & Server	Vertically Mounted
C00-02D02	Ventilation Unit With 3-Fans (240V AC) AND. With Thermostat.3U 19" .Black	On&off switch and circuit breaker	Wall Mount&Free Standing & Server	Vertically Mounted
C00-02D03	Ventilation Unit With 2-Fans (240V AC) AND. With Thermostat.5U 19".Black	On&off switch and circuit breaker	Wall Mount&Free Standing & Server	Vertically Mounted
C00-02D04	Ventilation Unit With 4-Fans (240V AC) AND. With Thermostat.10U 19".Black	On&off switch and circuit breaker	Wall Mount&Free Standing & Server	Vertically Mounted
C00-02D05	Ventilation Unit With 6-Fans (240V AC) AND. With Thermostat.14U 19".Black	On&off switch and circuit breaker	Wall Mount&Free Standing & Server	Vertically Mounted


## Power Strips



## Ordering Information

HCS P/N	Description	Socket Type	Grounding	Additional Items Included	Notes
C00-03A01	3 Ways Power Strip	Schuko	Yes	On&off switch	
C00-03A02	6 Ways Power Strip	Schuko	Yes	On&off switch	
C00-03B01	3 Ways Power Strip, 19" mounting panel.	Schuko	Yes	On&off switch	
C00-03B02	6 Ways Power Strip, 19" mounting panel.	Schuko	Yes	On&off switch	
C00-03C01	3 Ways Power Strip, 19" Aluminum housing.	Schuko	Yes	On&off switch and 1x16A circuit breaker	
C00-03C02	4 Ways Power Strip, 19" Aluminum housing.	Schuko	Yes	On&off switch and 1x16A circuit breaker	
C00-03C03	6 Ways Power Strip, 19" Aluminum housing.	Schuko	Yes	On&off switch and 1x16A circuit breaker	
C00-03C04	8 Ways Power Strip, 19" Aluminum housing.	C13 IEC 320	Yes	On&off switch and 1x16A circuit breaker	
C00-03C05	9 Ways Power Strip, 19" Double Aluminum housing	Schuko	Yes	On&off switch and 1x20A circuit breaker	
C00-03C06	12 Ways Power Strip, 19" Double Aluminum housing	Schuko	Yes	On&off switch and 1x20A circuit breaker	
C00-03C07	15 Ways Power Strip, 19" Double Aluminum housing	Schuko	Yes	On&off switch and 1x20A circuit breaker	
C00-03C08	5 Ways Power Strip, 19" Aluminum housing.	UK	Yes	On&off switch and 1x16A circuit breaker	
C00-03C09	9 Ways Power Strip, 19" Double Aluminum housing	UK	Yes	On&off switch and 1x16A circuit breaker	
C00-03D01	9 Ways Power Strip, 19" Aluminum housing, Vertically Mounted.	Schuko	Yes	On&off switch and 1x20A circuit breaker	
C00-03D02	12 Ways Power Strip, 19" Aluminum housing, Vertically Mounted.	Schuko	Yes	On&off switch and 1x20A circuit breaker	
C00-03D03	18 Ways Power Strip, 19" Aluminum housing, Vertically Mounted.	Schuko	Yes	On&off switch and 3x16A circuit breaker	
C00-03D04	24 Ways Power Strip, 19" Aluminum housing, Vertically Mounted.	Schuko	Yes	On&off switch and 3x16A circuit breaker	
C00-03E01	3 Ways Power Strip, 19" Aluminum housing.	UPS	Yes	On&off switch and 1x16A circuit breaker	
C00-03E02	4 Ways Power Strip, 19" Aluminum housing.	UPS	Yes	On&off switch and 1x16A circuit breaker	
C00-03E03	6 Ways Power Strip, 19" Aluminum housing.	UPS	Yes	On&off switch and 1x16A circuit breaker	
C00-03F01	9 Ways Power Strip, 19" Aluminum housing, Vertically Mounted.	UPS	Yes	On&off switch and 1x20A circuit breaker	
C00-03F02	12 Ways Power Strip, 19" Aluminum housing, Vertically Mounted.	UPS	Yes	On&off switch and 1x20A circuit breaker	
C00-03F03	18 Ways Power Strip, 19" Aluminum housing, Vertically Mounted.	UPS	Yes	On&off switch and 3x16A circuit breaker	
C00-03F04	24 Ways Power Strip, 19" Aluminum housing, Vertically Mounted.	UPS	Yes	On&off switch and 3x16A circuit breaker	

### Castors & Levelling Feet and Accessories



#### Ordering Information

HCS P/N	Description	Quantity	Maks.Load Capacity (kg/pcs)	Suitable Cabinet Type	Notlar
C00-04A01	Set of 4 x Castor group - 2 with breaking system.	4	25	Wall Mount	-
C00-04B01	Set of 4 x Castor group - 2 with breaking system.	4	60	Wall Mount	-
C00-04B02	Set of 4 x Castor group - 2 with breaking system.	4	150	Free Standing	-
C00-04B03	Set of 4 x Castor group - 2 with breaking system.	4	250	Free Standing & Server	-
C00-04D01	Set of 4 x M6 adjustable levelling feet	4	-	Wall Mount	-
C00-04E01	Set of 4 x M8 adjustable levelling feet.	4	-	Free Standing	-
C00-04F01	Set of 4 x M10 adjustable levelling feet, PVC based.	4	-	Server	-
C00-04F03	Set of 2 adjustable stabilizer set for server cabinets (2 pcs)	2	-	Server	-

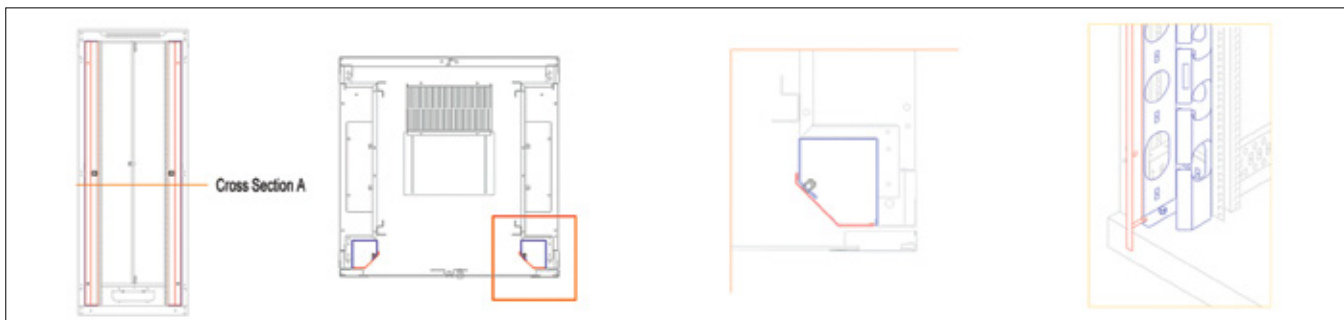
### Screws & Mounting Accessories



#### Ordering Information

HCS P/N	Description	Quantity	Additional Items Included	Notes
C00-05A01	M6 set (cage & nut & washer)	4	-	-
C00-05A02	M6 set (cage & nut & washer)	20	-	-
C00-05A03	M6 set (cage & nut & washer)	50	-	-
C00-05B01	M6x65 mm Sleeve Anchor Wall Mounting Set	4	-	Wall Mount Cabinets
C00-05B02	M8x65 mm Sleeve Anchor Wall Mounting Set	4	-	Wall Mount Cabinets
C00-05C01	M6x65 mm Pipe Type Anchor Wall Mounting Kit	4	-	Wall Mount Cabinets
C00-05C02	M8x65 mm Pipe Type Anchor Wall Mounting Kit	4	-	Wall Mount Cabinets

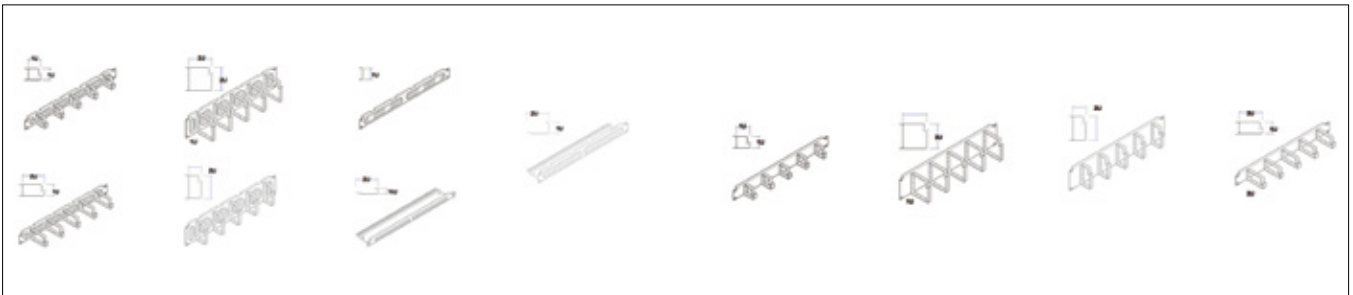

Vertical Cable Organizers



Ordering Information

HCS P/N	Description	Suitable Cabinet Type	Mounting Area	Additional Items Included	Notes
C00-08A01	32U Vertical cable organizer	Width ≥ 800 mm	Front or rear; left and right	With closing cover	-
C00-08A02	36U Vertical cable organizer	Width ≥ 800 mm	Front or rear; left and right	With closing cover	-
C00-08A03	39U Vertical cable organizer	Width ≥ 800 mm	Front or rear; left and right	With closing cover	-
C00-08A04	42U Vertical cable organizer	Width ≥ 800 mm	Front or rear; left and right	With closing cover	-
C00-08A05	44U Vertical cable organizer	Width ≥ 800 mm	Front or rear; left and right	With closing cover	-
C00-08A06	45U Vertical cable organizer	Width ≥ 800 mm	Front or rear; left and right	With closing cover	-
C00-08A07	47U Vertical cable organizer	Width ≥ 800 mm	Front or rear; left and right	With closing cover	-
C00-08B01	16U Vertical cable organizer	Depth ≥ 800 mm	Rear & side	-	-
C00-08B02	20U Vertical cable organizer	Depth ≥ 800 mm	Rear & side	-	-
C00-08B03	22U Vertical cable organizer	Depth ≥ 800 mm	Rear & side	-	-
C00-08B04	26U Vertical cable organizer	Depth ≥ 800 mm	Rear & side	-	-
C00-08B05	32U Vertical cable organizer	Depth ≥ 800 mm	Rear & side	-	-
C00-08B06	36U Vertical cable organizer	Depth ≥ 800 mm	Rear & side	-	-
C00-08B07	39U Vertical cable organizer	Depth ≥ 800 mm	Rear & side	-	-
C00-08B08	42U Vertical cable organizer	Depth ≥ 800 mm	Rear & side	-	-
C00-08B09	44U Vertical cable organizer	Depth ≥ 800 mm	Rear & side	-	-
C00-08B10	45U Vertical cable organizer	Depth ≥ 800 mm	Rear & side	-	-
C00-08B11	47U Vertical cable organizer	Depth ≥ 800 mm	Rear & side	-	-
C00-08C01	32U Vertical cable organizer	Width & Depth ≥ 800 mm	side	-	-
C00-08C02	36U Vertical cable organizer	Width & Depth ≥ 800 mm	side	-	-
C00-08C03	39U Vertical cable organizer	Width & Depth ≥ 800 mm	side	-	-
C00-08C04	42U Vertical cable organizer	Width & Depth ≥ 800 mm	side	-	-
C00-08C05	44U Vertical cable organizer	Width & Depth ≥ 800 mm	side	-	-
C00-08C06	45U Vertical cable organizer	Width & Depth ≥ 800 mm	side	-	-
C00-08C07	47U Vertical cable organizer	Width & Depth ≥ 800 mm	side	-	-
C00-08D01	32U Vertical cable organizer	Width & Depth ≥ 800 mm	side	With Railed Closing Cover	-
C00-08D02	36U Vertical cable organizer	Width & Depth ≥ 800 mm	side	With Railed Closing Cover	-
C00-08D03	39U Vertical cable organizer	Width & Depth ≥ 800 mm	side	With Railed Closing Cover	-
C00-08D04	42U Vertical cable organizer	Width & Depth ≥ 800 mm	side	With Railed Closing Cover	-
C00-08D05	44U Vertical cable organizer	Width & Depth ≥ 800 mm	side	With Railed Closing Cover	-
C00-08D06	45U Vertical cable organizer	Width & Depth ≥ 800 mm	side	With Railed Closing Cover	-
C00-08D07	47U Vertical cable organizer	Width & Depth ≥ 800 mm	side	With Railed Closing Cover	-
C00-08E01	Cabinet top entry connection module (300x65 mm)	-	Top chassis	With closing cover	-
C00-08E02	Cabinet top entry connection module (300x65 mm)	-	Top chassis	Telescopic & With closing cover	-


## Horizontal Cable Organizer



### Ordering Information

HCS P/N	Description	Hook & Ring (pcs)	Colour	Hook & Ring Size (mm)	Notes
C00-09A01	Cable Organizer, 1U, Plastic Hook	5	Black RAL 9005	44*88	-
C00-09A02	Cable Organizer, 1U, Metal Hook	5	Black RAL 9005	44*88	-
C00-09A17	Cable Organizer, 1U, Metal Hook,Solid Panel	5	Black RAL 9005	44*88	-
C00-09A09	Cable Organizer, 1U, Metal Hook	5	Black RAL 9005	44*44	-
C00-09A18	Cable Organizer, 1U, Metal Hook,Solid Panel	5	Black RAL 9005	44*44	-
C00-09A13	Cable Organizer, 1U, Metal Hook, Brushed	5	Black RAL 9005	44*88	-
C00-09A07	Cable Organizer Tray, 1U, Brushed,No Hook	-	Black RAL 9005	-	-
C00-09A03	Cable Organizer, 2U, Metal Hook	5	Black RAL 9005	88*88	-
C00-09A10	Cable Organizer, 2U, Metal Hook	10	Black RAL 9005	44*88	-
C00-09A06	Cable Organizer Tray, ½U, With Brush And Clamping, No Hook	-	Black RAL 9005	-	-
C00-09A12	Cable Organizer Tray, 1U, With Brush And Clamping, No Hook	-	Black RAL 9005	-	-
C00-09B01	1U D=400Mm Depth Cable Organizer	-	Black RAL 9005	-	-
C00-09B02	1U D=600Mm Depth Cable Organizer	-	Black RAL 9005	-	-
C00-09B03	1U D=800Mm Depth Cable Organizer	-	Black RAL 9005	-	-
C00-09B04	1U D=1000Mm Depth Cable Organizer	-	Black RAL 9005	-	-
C00-09C01	Ring, 1U (44X44mm), Metal Hook	1	Black RAL 9005	44*44	-
C00-09C02	Ring, 1U (44X88mm), Metal Hook	1	Black RAL 9005	44*88	-
C00-09C03	Ring, 2U (88X88mm), Metal Hook	1	Black RAL 9005	88*88	-


## 19" Blank Panels and Cable Entry Accessories



## Ordering Information

HCS P/N	Description	Material	Color	Additional Items Included	Notes
C00-10A01	1U 19" Blank Panel	Steel Sheet	Black RAL 9005	-	-
C00-10A02	2U 19" Blank Panel	Steel Sheet	Black RAL 9005	-	-
C00-10A03	3U 19" Blank Panel	Steel Sheet	Black RAL 9005	-	-
C00-10A04	4U 19" Blank Panel	Steel Sheet	Black RAL 9005	-	-
C00-10A05	5U 19" Blank Panel	Steel Sheet	Black RAL 9005	-	-
C00-10A06	6U 19" Blank Panel	Steel Sheet	Black RAL 9005	-	-
C00-10B01	1U 19" Blank Panel, vented	Steel Sheet	Black RAL 9005	-	-
C00-10B02	2U 19" Blank Panel, vented	Steel Sheet	Black RAL 9005	-	-
C00-10B03	3U 19" Blank Panel, vented	Steel Sheet	Black RAL 9005	-	-
C00-10C01	Cable entry hole cover, metal, for wall mount cabinets	Steel Sheet	Grey RAL 7035	-	-
C00-10C02	Cable entry hole cover, metal, adjustable, for wall mount cabinets	Steel Sheet	Grey RAL 7035	-	-
C00-10C03	Cable entry hole cover, brush type, for wall mount cabinets	-	Black RAL 9005	-	-
C00-10D01	Cable entry hole cover, metal, for free standing cabinets	Steel Sheet	Black RAL 9005	-	-
C00-10D02	Cable entry hole cover, perforated metal, for free standing cabinets	Steel Sheet	Black RAL 9005	-	-
C00-10D03	Cable entry hole cover, brush type, for free standing cabinets, 100x320 mm	-	Black RAL 9005	-	-
C00-10D04	Cable entry hole cover, brush type, for free standing cabinets, 320x320 mm	-	Black RAL 9005	-	-
C00-10D05	Brush for cable entry hole cover, for free standing cabinets, 100X320 mm	-	Black RAL 9005	-	-

## Grounding Kits



### Ordering Information

HCS P/N	Description	Qty	Additional Items Included	Notes
C00-06A01	Grounding kit for wall mounting cabinets.	1 Set	-	-
C00-06A02	Grounding kit for free standing cabinets.	1 Set	-	-
C00-06A03	Grounding kit for server cabinets.	1 Set	-	-
C00-06B01	19" Earthing Leads And Potential Equalisation Bar,	1 Set	2x15mm <sup>2</sup> , L=450mm, In=10kA	-
C00-06B02	19" Earthing Leads And Potential Equalisation Bar,	1 Set	3x20mm <sup>2</sup> , L=1000mm, In=20kA	VERTICALLY MOUNTED
C00-06B03	19" Earthing Leads And Potential Equalisation Bar,	1 Set	3x20mm <sup>2</sup> , L=1500mm, In=20kA	VERTICALLY MOUNTED

## Lighting Modules

### Ordering Information

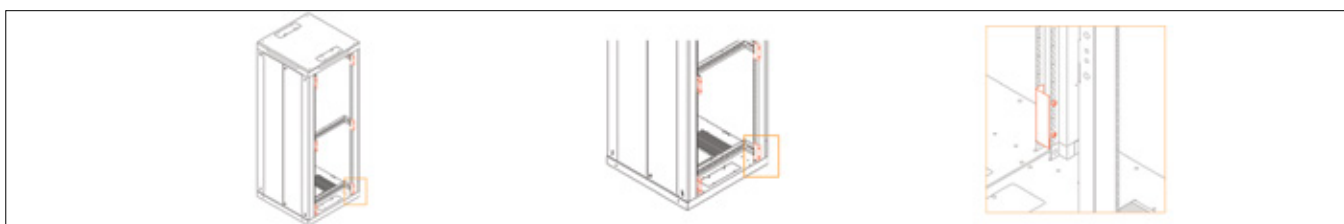

HCS P/N	Description	Qty	Voltage & Power Consumption	Additional Items Included	Notes
C00-07A01	Lighting Kit, manuel, with on/off switch	1	220Vac, 35W	-	-
C00-07B01	Lighting Kit, automatic, with on/off switch	1	220Vac, 35W	Door switch	-

## Plinths

### Ordering Information

HCS P/N	Description	Suitable Cabinet Size	Additional Items Included	Notes
C00-11A01	Plinth, 100 mm	600x600 mm	-	-
C00-11A02	Plinth, 100 mm	600x800 mm	-	-
C00-11A03	Plinth, 100 mm	800x800 mm	-	-
C00-11A04	Plinth, 100 mm	600x1000 mm	-	-
C00-11A05	Plinth, 100 mm	800x1000 mm	-	-

## Cabinet Baying Kit and Floor Fixing Accessories



## Ordering Information

HCS P/N	Description	Quantity	Additional Items Included	Notes
C00-12A01	Cabinet baying kit, galvanized	6 pcs	-	-
C00-12A02	Cabinet L-form bottom chasis floor fixing kit, M8.	4 pcs	-	-
C00-12B01	Cabinet top chasis - U form ceiling fixing kit, galvanized, width = 600 mm cabinets	1 pcs	-	-
C00-12B02	Cabinet top chasis - U form ceiling fixing kit, galvanized, width = 800 mm cabinets	1 pcs	-	-
C00-12C01	Cabinet bottom chasis - Z form floor earthquake set, width = 600 mm cabinets	2 pcs	-	-
C00-12C02	Cabinet bottom chasis - Z form floor earthquake set, width = 800 mm cabinets	2 pcs	-	-
C00-12C03	Cabinet bottom chasis - Z form floor earthquake set, width = 1000 mm cabinets	2 pcs	-	-
C00-12D01	Cabinet bottom chasis raised floor fixing kit, width = 600 mm cabinets	2 pcs	-	-
C00-12D02	Cabinet bottom chasis raised floor fixing kit, width = 800 mm cabinets	2 pcs	-	-
C00-12D03	Cabinet bottom chasis raised floor fixing kit, width = 1000 mm cabinets	2 pcs	-	-



<b>HCS P/N</b>	<b>Description</b>	<b>Page No</b>
C20-00764	7U 19" Wall Mount Cabinet	19
C20-00964	9U 19" Wall Mount Cabinet	19
C20-01264	12U 19" Wall Mount Cabinet	19
C20-01564	15U 19" Wall Mount Cabinet	19
C20-01864	18U 19" Wall Mount Cabinet	19
C20-00765	7U 19" Wall Mount Cabinet	23
C20-00965	9U 19" Wall Mount Cabinet	23
C20-01265	12U 19" Wall Mount Cabinet	23
C20-01565	15U 19" Wall Mount Cabinet	23
C20-01865	18U 19" Wall Mount Cabinet	23
C20-00766	7U 19" Wall Mount Cabinet	27
C20-00966	9U 19" Wall Mount Cabinet	27
C20-01266	12U 19" Wall Mount Cabinet	27
C20-01566	15U 19" Wall Mount Cabinet	27
C21-00553	5U 19" SOHO Wall Mount Cabinet	31
C21-00753	7U 19" SOHO Wall Mount Cabinet	31
C21-00953	9U 19" SOHO Wall Mount Cabinet	31
C21-01253	12U 19" SOHO Wall Mount Cabinet	31
C21-00554	5U 19" SOHO Wall Mount Cabinet	31
C21-00754	7U 19" SOHO Wall Mount Cabinet	31
C21-00954	9U 19" SOHO Wall Mount Cabinet	31
C21-01254	12U 19" SOHO Wall Mount Cabinet	31
C21-00733	7U 10" SOHO Wall Mount Cabinet	35
C10-01666	16U 19" Free Standing Cabinet	39
C10-02066	20U 19" Free Standing Cabinet	39
C10-02266	22U 19" Free Standing Cabinet	39
C10-02666	26U 19" Free Standing Cabinet	39
C10-03266	32U 19" Free Standing Cabinet	39
C10-03666	36U 19" Free Standing Cabinet	39
C10-03966	39U 19" Free Standing Cabinet	39
C10-04266	42U 19" Free Standing Cabinet	39
C10-04466	44U 19" Free Standing Cabinet	39
C10-04766	47U 19" Free Standing Cabinet	39
C10-02668	26U 19" Free Standing Cabinet	43
C10-03268	32U 19" Free Standing Cabinet	43
C10-03668	36U 19" Free Standing Cabinet	43
C10-03968	39U 19" Free Standing Cabinet	43
C10-04268	42U 19" Free Standing Cabinet	43
C10-04468	44U 19" Free Standing Cabinet	43
C10-04768	47U 19" Free Standing Cabinet	43
C10-01660	16U 19" Free Standing Cabinet	47
C10-02060	20U 19" Free Standing Cabinet	47
C10-02260	22U 19" Free Standing Cabinet	47
C10-02660	26U 19" Free Standing Cabinet	47
C10-03260	32U 19" Free Standing Cabinet	47
C10-03660	36U 19" Free Standing Cabinet	47
C10-03960	39U 19" Free Standing Cabinet	47
C10-04260	42U 19" Free Standing Cabinet	47
C10-04460	44U 19" Free Standing Cabinet	47
C10-04760	47U 19" Free Standing Cabinet	47
C10-01686	16U 19" Free Standing Cabinet	51
C10-02086	20U 19" Free Standing Cabinet	51
C10-03286	32U 19" Free Standing Cabinet	51
C10-03686	36U 19" Free Standing Cabinet	51
C10-03986	39U 19" Free Standing Cabinet	51
C10-04286	42U 19" Free Standing Cabinet	51

HCS P/N	Description	Page No
C10-04486	44U 19" Free Standing Cabinet	51
C10-04786	47U 19" Free Standing Cabinet	51
C10-03288	32U 19" Free Standing Cabinet	55
C10-03688	36U 19" Free Standing Cabinet	55
C10-03988	39U 19" Free Standing Cabinet	55
C10-04288	42U 19" Free Standing Cabinet	55
C10-04488	44U 19" Free Standing Cabinet	55
C10-04788	47U 19" Free Standing Cabinet	55
C10-04280	42U 19" Free Standing Cabinet	59
C10-04480	44U 19" Free Standing Cabinet	59
C10-04780	47U 19" Free Standing Cabinet	59
C11-02660	26U 19" Server Cabinet	63
C11-03660	36U 19" Server Cabinet	63
C11-04260	42U 19" Server Cabinet	63
C11-04460	44U 19" Server Cabinet	63
C11-04560	45U 19" Server Cabinet	63
C11-04760	47U 19" Server Cabinet	63
C11-04262	42U 19" Server Cabinet	67
C11-04462	44U 19" Server Cabinet	67
C11-04562	45U 19" Server Cabinet	67
C11-04762	47U 19" Server Cabinet	67
C11-04280	42U 19" Server Cabinet	71
C11-04480	44U 19" Server Cabinet	71
C11-04580	45U 19" Server Cabinet	71
C11-04780	47U 19" Server Cabinet	71
C11-04282	42U 19" Server Cabinet	75
C11-04482	44U 19" Server Cabinet	75
C11-04582	45U 19" Server Cabinet	75
C11-04782	47U 19" Server Cabinet	75
C00-01A12	19", ½U D=200mm Fixed Shelf, Vented, Front 2 Fixing Points	77
C00-01A13	19" 1U D=200mm Fixed Shelf, Vented, Front 4 Fixing Points	77
C00-01A01	19" 1U D=250mm Fixed Shelf, Vented, Front 4 Fixing Points	77
C00-01A14	19" 1U D=250mm Fixed Shelf, Vented, Front 4 Fixing Points	77
C00-01A02	19" 1U D=350mm Fixed Shelf, Vented, Front 4 Fixing Points	77
C00-01A15	19" 1U D=350mm Fixed Shelf, Vented, Front 4 Fixing Points	77
C00-01A24	19" 1U D=450mm Fixed Shelf, Vented, Front 4 Fixing Points	77
C00-01A03	19" 1U D=450mm Fixed Shelf, Vented, Front 4 Fixing Points	77
C00-01A04	19" 1U D=550mm Fixed Shelf, Vented, Front 4 Fixing Points	77
C00-01A06	19" 2U D=350mm Fixed Shelf, Vented, Front 4 Fixing Points	77
C00-01A16	19" 2U D=350mm Fixed Shelf, Vented, Front 4 Fixing Points	77
C00-01A07	19" 2U D=450mm Fixed Shelf, Vented, Front 4 Fixing Points	77
C00-01A08	19" 2U D=550mm Fixed Shelf, Vented, Front 4 Fixing Points	77
C00-01A19	19" 1U D=350mm Adjustable Fixed Shelf, Vented, Front 4 Fixing Points	77
C00-01A20	19" 1U D=450mm Adjustable Fixed Shelf, Vented, Front 4 Fixing Points	77
C00-01A21	19" 1U D=550mm Adjustable Fixed Shelf, Vented, Front 4 Fixing Points	77
C00-01A09	19" 2U D=450mm Adjustable Fixed Shelf, Vented, Front 4 Fixing Points	77
C00-01A10	19" 2U D=550mm Adjustable Fixed Shelf, Vented, Front 4 Fixing Points	77
C00-01A11	19" 2U D=650mm Adjustable Fixed Shelf, Vented, Front 4 Fixing Points	77
C00-01B02	19" ½U Fixed Shelf For Cabinets D600mm, Vented, Front/Rear 4 Fixing Points	77
C00-01B13	19" ½U Fixed Shelf For Cabinets D600mm, Vented, Front/Rear 4 Fixing Points	77
C00-01B03	19" ½U Fixed Shelf For Cabinets D800mm, Vented, Front/Rear 4 Fixing Points	77
C00-01B04	19" ½U Fixed Shelf For Cabinets D1000mm, Vented, Front/Rear 4 Fixing Points	77
C00-01B06	19" ½U Fixed Shelf, For Cabinets D600mm, Vented, Front/Rear 4 Fixing Points With Support Profile	78
C00-01B07	19" ½U Fixed Shelf, For Cabinets D800mm, Vented, Front/Rear 4 Fixing Points With Support Profile	78
C00-01B08	19" ½U Fixed Shelf, For Cabinets D1000mm, Vented, Front/Rear 4 Fixing Points With Support Profile	78
C00-01B09	19" 1U Heavy Duty Adjustable Fixed Shelf For Cabinets D600mm Vented, Front/Rear 8 Fixing Points, With Support Profile	78

HCS P/N	Description	Page No
C00-01B10	19" 1U Heavy Duty Adjustable Fixed Shelf For Cabinets D800mm Vented, Front/Rear 8 Fixing Points, With Support Profile	78
C00-01B11	19" 1U Heavy Duty Adjustable Fixed Shelf For Cabinets D1000mm Vented, Front/Rear 8 Fixing Points, With Support Profile	78
C00-01C10	½U Sliding Shelf, For Cabinets D600mm , 4 Fixing Points, Vented , Rail Locked	78
C00-01C02	½U Sliding Shelf, For Cabinets D600mm , 4 Fixing Points, Vented , Rail Locked	78
C00-01C03	½U Sliding Shelf, For Cabinets D800mm , 4 Fixing Points, Vented , Rail Locked	78
C00-01C04	½U Sliding Shelf, For Cabinets D1000mm , 4 Fixing Points, Vented , Rail Locked	78
C00-01C05	19" 1U Heavy Duty Adjustable Sliding Shelf For Cabinets D600mm, 8 Fixing Points, Vented , With Support Profile, Rail Locked	78
C00-01C06	19" 1U Heavy Duty Adjustable Sliding Shelf For Cabinets D800mm, 8 Fixing Points, Vented , With Support Profile, Rail Locked	78
C00-01C07	19" 1U Heavy Duty Adjustable Sliding Shelf For Cabinets D1000mm, 8 Fixing Points, Vented , With Support Profile, Rail Locked	78
C00-01C08	1U Sliding Heavy Duty Telescopic Cable Carrying Mechanizm (750Mm Opening)	78
C00-01A22	1U Shelf Back Mounting Support, Adjustable, L250mm (For 19" 1U Rack Mount Shelves, Galvanized Steel Sheet)	78
C00-01A23	1U Shelf Back Mounting Support, Adjustable, L350mm (For 19" 1U Rack Mount Shelves, Galvanized Steel Sheet)	78
C00-01A17	2U Shelf Back Mounting Support, Adjustable, L250mm (For 19" 2U Rack Mount Shelves, Galvanized Steel Sheet)	78
C00-01A18	2U Shelf Back Mounting Support, Adjustable, L350mm (For 19" 2U Rack Mount Shelves, Galvanized Steel Sheet)	78
C00-01D01	Dataline™ 1U 19", D=350mm, Keyboard Drawer With Lock,Grey	78
C00-01D02	Dataline™ 2U 19", D=550mm, Depth Adjustable Drawer With Lock,Black	78
C00-01D03	Dataline™ 3U 19", D=550mm, Depth Adjustable Drawer With Lock,Black	78
C00-02A01	Ventilation Unit With 1-Fan 240V AC. Without Thermostat,Grey	79
C00-02A02	Ventilation Unit With 1-Fan 240V AC. Without Thermostat,Grey	79
C00-02B01	Ventilation Unit With 1-Fan 240V AC. With Thermostat,Grey	79
C00-02B02	Ventilation Unit With 2-Fan 240V AC. With Thermostat,Grey	79
C00-02B11	Ventilation Unit With 4/2-Fan 240V AC. With Thermostat,Black	79
C00-02B03	Ventilation Unit With 4-Fan 240V AC AND. With Thermostat,Black	79
C00-02B08	Ventilation Unit With 6-Fan 240V AC AND. With Thermostat,Black	79
C00-02B12	Ventilation Unit With 6/2-Fan 240V AC AND.with Thermostat,Black	79
C00-02B14	Ventilation Unit With 6/4-Fan 240V AC AND. With Thermostat,Black	79
C00-02C01	Ventilation Unit With 2-Fans (240V AC) AND. With Thermostat.1U 19" Grey	79
C00-02C02	Ventilation Unit With 4-Fans (240V AC) AND. With Thermostat.1U 19" Black	79
C00-02C03	Ventilation Unit With 6-Fans (240V AC) AND. With Thermostat.1U 19" Black	79
C00-02D01	Ventilation Unit With 2-Fans (240V AC) AND. With Thermostat.3U 19" .Black	79
C00-02D02	Ventilation Unit With 3-Fans (240V AC) AND. With Thermostat.3U 19" .Black	79
C00-02D03	Ventilation Unit With 2-Fans (240V AC) AND. With Thermostat.5U 19".Black	79
C00-02D04	Ventilation Unit With 4-Fans (240V AC) AND. With Thermostat.10U 19".Black	79
C00-02D05	Ventilation Unit With 6-Fans (240V AC) AND. With Thermostat.14U 19".Black	79
C00-03A01	3 Ways Power Strip	80
C00-03A02	6 Ways Power Strip	80
C00-03B01	3 Ways Power Strip, 19" mounting panel.	80
C00-03B02	6 Ways Power Strip, 19" mounting panel.	80
C00-03C01	3 Ways Power Strip, 19" Aluminum housing.	80
C00-03C02	4 Ways Power Strip, 19" Aluminum housing.	80
C00-03C03	6 Ways Power Strip, 19" Aluminum housing.	80
C00-03C04	8 Ways Power Strip, 19" Aluminum housing.	80
C00-03C05	9 Ways Power Strip, 19" Double Aluminum housing	80
C00-03C06	12 Ways Power Strip, 19" Double Aluminum housing	80
C00-03C07	15 Ways Power Strip, 19" Double Aluminum housing	80
C00-03C08	5 Ways Power Strip, 19" Aluminum housing.	80
C00-03C09	9 Ways Power Strip, 19" Double Aluminum housing	80
C00-03D01	9 Ways Power Strip, 19" Aluminum housing, Vertically Mounted.	80
C00-03D02	12 Ways Power Strip, 19" Aluminum housing, Vertically Mounted.	80
C00-03D03	18 Ways Power Strip, 19" Aluminum housing, Vertically Mounted.	80
C00-03D04	24 Ways Power Strip, 19" Aluminum housing, Vertically Mounted.	80
C00-03E01	3 Ways Power Strip, 19" Aluminum housing.	80
C00-03E02	4 Ways Power Strip, 19" Aluminum housing.	80
C00-03E03	6 Ways Power Strip, 19" Aluminum housing.	80
C00-03F01	9 Ways Power Strip, 19" Aluminum housing, Vertically Mounted.	80
C00-03F02	12 Ways Power Strip, 19" Aluminum housing, Vertically Mounted.	80

HCS P/N	Description	Page No
C00-03F03	18 Ways Power Strip, 19" Aluminum housing, Vertically Mounted.	80
C00-03F04	24 Ways Power Strip, 19" Aluminum housing, Vertically Mounted.	80
C00-04A01	Set of 4 x Castor group - 2 with breaking system.	81
C00-04B01	Set of 4 x Castor group - 2 with breaking system.	81
C00-04B02	Set of 4 x Castor group - 2 with breaking system.	81
C00-04B03	Set of 4 x Castor group - 2 with breaking system.	81
C00-04D01	Set of 4 x M6 adjustable levelling feet	81
C00-04E01	Set of 4 x M8 adjustable levelling feet.	81
C00-04F01	Set of 4 x M10 adjustable levelling feet, PVC based.	81
C00-04F03	Set of 2 adjustable stabilizer set for server cabinets (2 pcs)	81
C00-05A01	M6 set (cage & nut & washer)	81
C00-05A02	M6 set (cage & nut & washer)	81
C00-05A03	M6 set (cage & nut & washer)	81
C00-05B01	M6x65 mm Sleeve Anchor Wall Mounting Set	81
C00-05B02	M8x65 mm Sleeve Anchor Wall Mounting Set	81
C00-05C01	M6x65 mm Pipe Type Anchor Wall Mounting Kit	81
C00-05C02	M8x65 mm Pipe Type Anchor Wall Mounting Kit	81
C00-08A01	32U Vertical cable organizer	82
C00-08A02	36U Vertical cable organizer	82
C00-08A03	39U Vertical cable organizer	82
C00-08A04	42U Vertical cable organizer	82
C00-08A05	44U Vertical cable organizer	82
C00-08A06	45U Vertical cable organizer	82
C00-08A07	47U Vertical cable organizer	82
C00-08B01	16U Vertical cable organizer	82
C00-08B02	20U Vertical cable organizer	82
C00-08B03	22U Vertical cable organizer	82
C00-08B04	26U Vertical cable organizer	82
C00-08B05	32U Vertical cable organizer	82
C00-08B06	36U Vertical cable organizer	82
C00-08B07	39U Vertical cable organizer	82
C00-08B08	42U Vertical cable organizer	82
C00-08B09	44U Vertical cable organizer	82
C00-08B10	45U Vertical cable organizer	82
C00-08B11	47U Vertical cable organizer	82
C00-08C01	32U Vertical cable organizer	82
C00-08C02	36U Vertical cable organizer	82
C00-08C03	39U Vertical cable organizer	82
C00-08C04	42U Vertical cable organizer	82
C00-08C05	44U Vertical cable organizer	82
C00-08C06	45U Vertical cable organizer	82
C00-08C07	47U Vertical cable organizer	82
C00-08D01	32U Vertical cable organizer	82
C00-08D02	36U Vertical cable organizer	82
C00-08D03	39U Vertical cable organizer	82
C00-08D04	42U Vertical cable organizer	82
C00-08D05	44U Vertical cable organizer	82
C00-08D06	45U Vertical cable organizer	82
C00-08D07	47U Vertical cable organizer	82
C00-08E01	Cabinet top entry connection module (300x65 mm)	82
C00-08E02	Cabinet top entry connection module (300x65 mm)	82
C00-09A01	Cable Organizer, 1U, Plastic Hook	83
C00-09A02	Cable Organizer, 1U, Metal Hook	83
C00-09A17	Cable Organizer, 1U, Metal Hook,Solid Panel	83
C00-09A09	Cable Organizer, 1U, Metal Hook	83
C00-09A18	Cable Organizer, 1U, Metal Hook,Solid Panel	83

HCS P/N	Description	Page No
C00-09A13	Cable Organizer, 1U, Metal Hook, Brushed	83
C00-09A07	Cable Organizer Tray, 1U, Brushed, No Hook	83
C00-09A03	Cable Organizer, 2U, Metal Hook	83
C00-09A10	Cable Organizer, 2U, Metal Hook	83
C00-09A06	Cable Organizer Tray, ½U, With Brush And Clamping, No Hook	83
C00-09A12	Cable Organizer Tray, 1U, With Brush And Clamping, No Hook	83
C00-09B01	1U D=400Mm Depth Cable Organizer	83
C00-09B02	1U D=600Mm Depth Cable Organizer	83
C00-09B03	1U D=800Mm Depth Cable Organizer	83
C00-09B04	1U D=1000Mm Depth Cable Organizer	83
C00-09C01	Ring, 1U (44X44mm), Metal Hook	83
C00-09C02	Ring, 1U (44X88mm), Metal Hook	83
C00-09C03	Ring, 2U (88X88mm), Metal Hook	83
C00-10A01	1U 19" Blank Panel	84
C00-10A02	2U 19" Blank Panel	84
C00-10A03	3U 19" Blank Panel	84
C00-10A04	4U 19" Blank Panel	84
C00-10A05	5U 19" Blank Panel	84
C00-10A06	6U 19" Blank Panel	84
C00-10B01	1U 19" Blank Panel, vented	84
C00-10B02	2U 19" Blank Panel, vented	84
C00-10B03	3U 19" Blank Panel, vented	84
C00-10C01	Cable entry hole cover, metal, for wall mount cabinets	84
C00-10C02	Cable entry hole cover, metal, adjustable, for wall mount cabinets	84
C00-10C03	Cable entry hole cover, brush type, for wall mount cabinets	84
C00-10D01	Cable entry hole cover, metal, for free standing cabinets	84
C00-10D02	Cable entry hole cover, perforated metal, for free standing cabinets	84
C00-10D03	Cable entry hole cover, brush type, for free standing cabinets, 100x320 mm	84
C00-10D04	Cable entry hole cover, brush type, for free standing cabinets, 320x320 mm	84
C00-10D05	Brush for cable entry hole cover, for free standing cabinets, 100X320 mm	84
C00-06A01	Grounding kit for wall mounting cabinets.	85
C00-06A02	Grounding kit for free standing cabinets.	85
C00-06A03	Grounding kit for server cabinets.	85
C00-06B01	19" Earthing Leads And Potential Equalisation Bar,	85
C00-06B02	19" Earthing Leads And Potential Equalisation Bar,	85
C00-06B03	19" Earthing Leads And Potential Equalisation Bar,	85
C00-07A01	Lighting Kit, manuel, with on/off switch	85
C00-07B01	Lighting Kit, automatic, with on/off switch	85
C00-11A01	Plinth, 100 mm	85
C00-11A02	Plinth, 100 mm	85
C00-11A03	Plinth, 100 mm	85
C00-11A04	Plinth, 100 mm	85
C00-11A05	Plinth, 100 mm	85
C00-12A01	Cabinet baying kit, galvanized	86
C00-12A02	Cabinet L-form bottom chasis floor fixing kit, M8.	86
C00-12B01	Cabinet top chasis - U form ceiling fixing kit, galvanized, width = 600 mm cabinets	86
C00-12B02	Cabinet top chasis - U form ceiling fixing kit, galvanized, width = 800 mm cabinets	86
C00-12C01	Cabinet bottom chasis - Z form floor earthquake set, width = 600 mm cabinets	86
C00-12C02	Cabinet bottom chasis - Z form floor earthquake set, width = 800 mm cabinets	86
C00-12C03	Cabinet bottom chasis - Z form floor earthquake set, width = 1000 mm cabinets	86
C00-12D01	Cabinet bottom chasis raised floor fixing kit, width = 600 mm cabinets	86
C00-12D02	Cabinet bottom chasis raised floor fixing kit, width = 800 mm cabinets	86
C00-12D03	Cabinet bottom chasis raised floor fixing kit, width = 1000 mm cabinets	86



**HES Cabling Systems**  
*Connecting Networks™*

HCS Kablolama Sistemleri San. ve Tic. A.Ş.

**Head Office** : Oruç Reis Mah. Giyimkent Sitesi Vadi Cad. No:3A  
Esenler - İstanbul / TURKEY  
**Phone** : (+90 212) 438 25 75 (pbx) **Fax:** (+90 212) 438 25 74 e-mail: info@hescs.com  
**Ankara Office** : Beştepeler Mah. Nergis Sk. 7/26 VIATOWER 13. Kat 065520  
Söğütözü - Ankara / TURKEY  
**Phone** : (+90 312) 205 60 01 **Fax:** (+90 312) 219 15 33  
**Factory** : Kayseri Serbest Bölgesi 8. Cadde No: 5 Kayseri / TURKEY  
**Phone** : (+90 352) 220 01 38 **Fax:** (+90 352) 220 01 45  
[www.hescs.com](http://www.hescs.com)