

DataRack™ Cabinet Catalog 2023-2024



HCS Cabling Systems
Connecting Networks™

www.hescs.com



Description

HCS DataRack series includes a wide range of high quality racks, cabinets and enclosures, specially designed for structured premise cabling in local area networks (LANs), including distribution and equipment, cross connect cabinets and racks, splice boxes, climate control and many more components for both copper and fiber optic cabling systems.

HCS DataRack 17 600x600 Free Standing Cabinets are suitable for both office environments & equipment rooms, having an attractive design combined with a long-lasting, solid & stable construction, guaranteed by the HCS DataRack Logo & Trademark.

Applications

The special design of HCS DataRack 17 Free Standing Cabinets allows the use of a large variety and types of accessories, including 19" panels, hubs and active equipment, fixed and/or sliding shelves, fan units, power strips, pulleys, grounding and potential equalization bus bars, lighting units, stacking kits, floor fixing kits, cable management panels, and many other 19" devices and accessories.

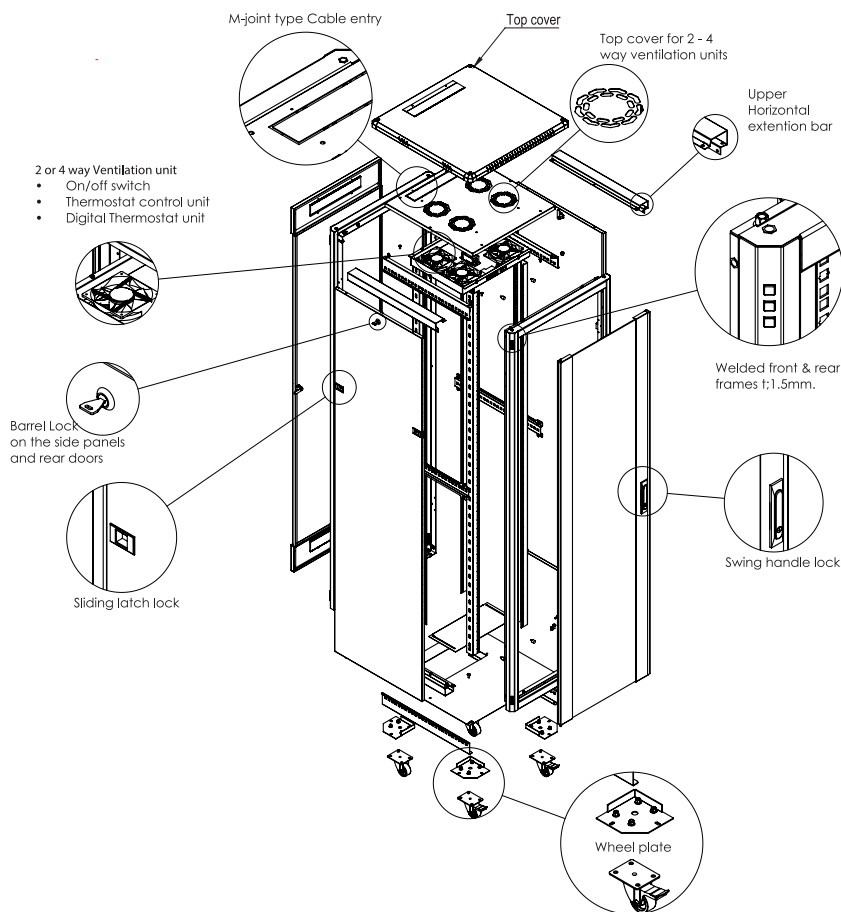
Qualifications and Approvals

HCS DataRack 17 Free Standing Cabinets are supported by HCS DoubleSafe™ QA Program.



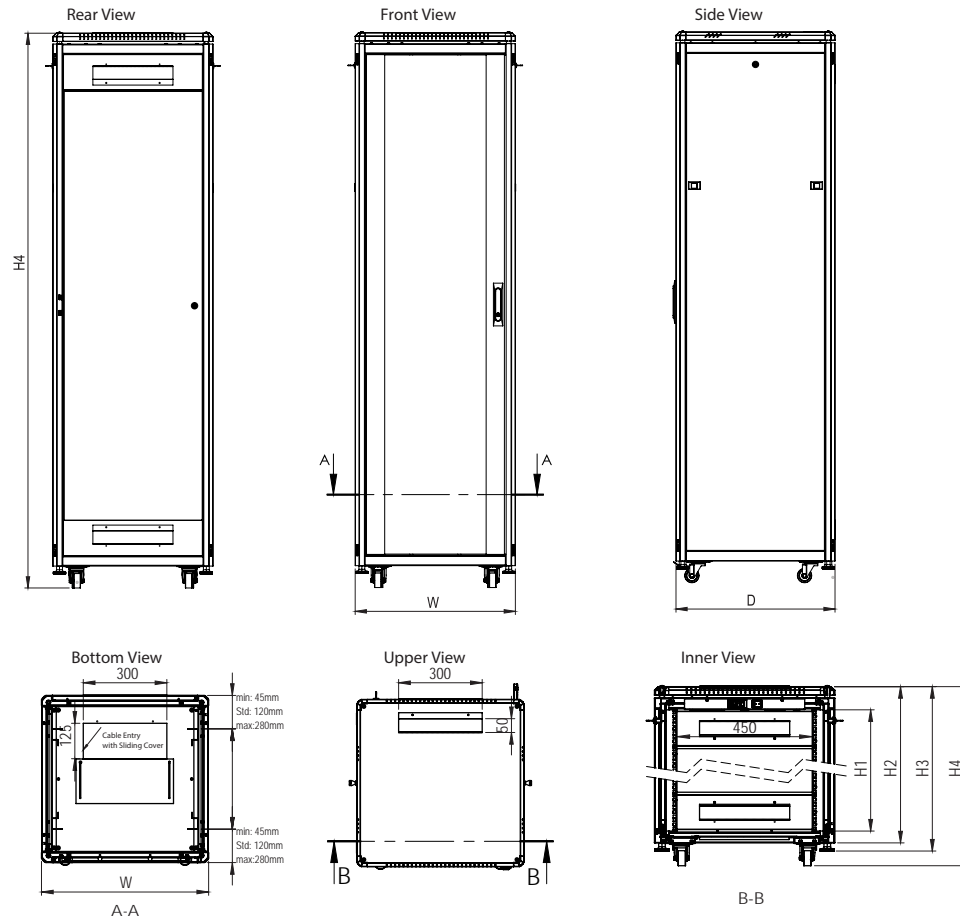
Benefits & Features

- Solid and stable construction- providing support for large loads.
- Aesthetic & attractive design - for use in open office environments.
- Sophisticated cable channeling - enabling concealed cords routing.
- Large cable spaces - enabling easy and comfortable installation of many cables.
- Clear u-marking inside the cabinets - enabling easy & simple profile installation planning.
- Removable side panels via handles - enabling fast & easy cabinet stacking.
- Removable side, front and rear doors- allows using cabinet as a relay rack.
- Adjustable profile positioning inside the cabinets - enabling efficient installation of different size devices.
- Adjustable cable entry - allows many cables' entry.
- Vented top cover- allows passive ventilation.
- Stackable construction - allows to proper installation many cabinets side to side.



General Properties

Material of Construction	Sheet & Galvanized steel. 1.0/1.2/1.5/2.0 mm thickness
Paint and Color	Special steel finish with electrostatic powder coat, RAL 9005 black. Other colors available upon request.
Front Door	Smoked, secured and tempered glass, two parts, 4 mm. thickness. Opening left & right. (135 degree opening)
Side Panels	Removable with handles & lockable with slim latch.
Rear Door	Solid metal, key lockable. 135 degree opening. Brushed rear door cable entry (56x300mm); Up to 26U Cabinets 1 pcs, and 2 pcs on the above size.
Top Cover	Fan tray mountable. 1 pcs 56x300mm removable cable entry.
Top Chasis	10mm spacing above the cabinet top for ventilation. 1 pcs 56x300mm removable cable entry.
Bottom Chasis	One pcs 125x300mm Sliding cable entry.
19" profiles	Adjustable, 4 units (2 front, 2 rear). U-marked.
Vertical Cable Organizer	None.
Front Door Lock	High quality, single point from top and bottom cylindrical locking mechanism with handle.
Levelling fit & Pulleys	Available (optional).
Loading Capacity	1000 kg max.



ORDERING INFORMATION

HCS P/N	Description	Internal Height mm	Dimensions			Net Weight kg	Notes
			Width mm	Depth mm	Height mm		
C12-01666	12U 19" Free Standing Cabinet	536,6	600	600	661,4	40	
C17-01666	16U 19" Free Standing Cabinet	714,4	600	600	839,2	45	
C17-02066	20U 19" Free Standing Cabinet	892,2	600	600	1017	50	
C17-02266	22U 19" Free Standing Cabinet	981,1	600	600	1107	54	
C17-02666	26U 19" Free Standing Cabinet	1158,9	600	600	1284,8	60	
C17-03266	32U 19" Free Standing Cabinet	1425,6	600	600	1551,5	70	
C17-03666	36U 19" Free Standing Cabinet	1603,4	600	600	1729,3	75	
C17-04266	42U 19" Free Standing Cabinet	1870,1	600	600	1996	84	
C17-04566	45U 19" Free Standing Cabinet	2003,45	600	600	2129	88	
C17-04766	47U 19" Free Standing Cabinet	2092,35	600	600	2218	92	



Description

HCS DataRack series includes a wide range of high quality racks, cabinets and enclosures, specially designed for structured premise cabling in local area networks (LANs), including distribution and equipment, cross connect cabinets and racks, splice boxes, climate control and many more components for both copper and fiber optic cabling systems.

HCS DataRack 17 600x800 Free Standing Cabinets are suitable for both office environments & equipment rooms, having an attractive design combined with a long-lasting, solid & stable construction, guaranteed by the HCS DataRack Logo & Trademark.

Applications

The special design of HCS DataRack 17 Free Standing Cabinets allows the use of a large variety and types of accessories, including 19" panels, hubs and active equipment, fixed and/or sliding shelves, fan units, power strips, pulleys, grounding and potential equalization bus bars, lighting units, stacking kits, floor fixing kits, cable management panels, and many other 19" devices and accessories.

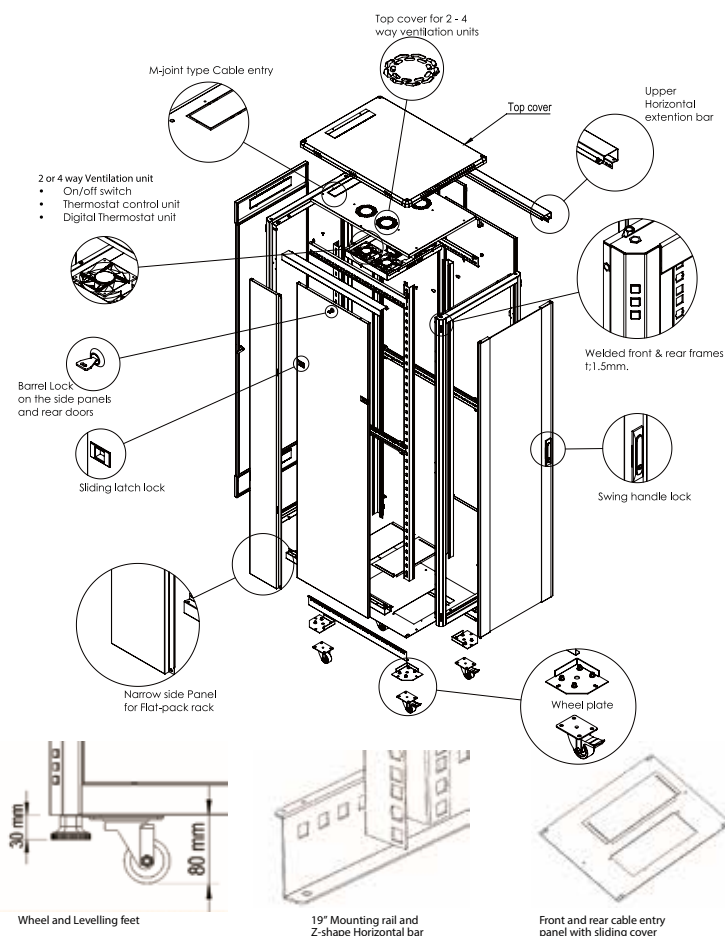
Qualifications and Approvals

HCS DataRack 17 Free Standing Cabinets are supported by HCS DoubleSafe™ QA Program.



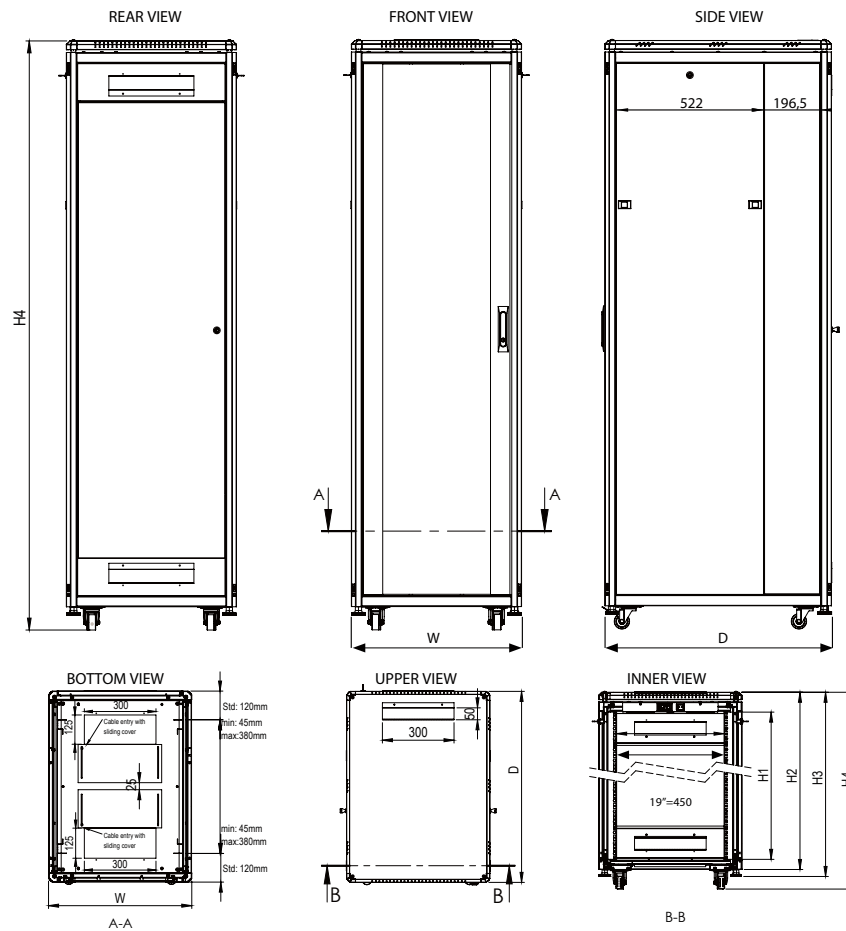
Benefits & Features

- Solid and stable construction- providing support for large loads.
- Aesthetic & attractive design - for use in open office environments.
- Flat packed design option- providing minimal storage space and saving transportation costs.
- Large cable spaces - enabling easy and comfortable installation of many cables.
- Sophisticated cable channeling - enabling concealed cords routing.
- Clear u-marking inside the cabinets - enabling easy & simple profile installation planning.
- Removable side panels via handles - enabling fast & easy cabinet stacking.
- Removable side, front and rear doors- allows using cabinet as a relay rack.
- Adjustable profile positioning inside the cabinets - enabling efficient installation of different size devices.
- Vented top cover- allows passive ventilation.
- Stackable construction - allows to proper installation many cabinets side to side.
- PVC stoppers - avoid metal surface noise while side panels are mounted.
- Pulleys and levelling fit mountable - enabling installation as free-standing cabinets.



GENERAL PROPERTIES

Material of Construction	Sheet & Galvanized steel. 1.0/1.2/1.5/2.0 mm thickness.
Paint and Color	Special steel finish with electrostatic powder coat, RAL 9005 black. Other colors available upon request.
Front Door	Smoked, secured and tempered glass within metal frame, one part, 4 mm. thick, reinforced with metal frame. Opening left & right. 135 degree, Interchangeable door hinges. Swing handle lock.
Side Panels	Barrel Locks & lockable with Sliding latch.
Rear Panel	Solid metal, One Part, Lockable Door. 135 degree opening. Brushed Cable entry (56x300mm); Up to 26U Cabinets 1 pcs, and 2 pcs on 26U or higher size.
Top Chasis	Monoblock, welded, Removable, Fan tray mountable. 1 pc 56x300mm M-joint cable entry hole.
Top Cover	Monoblock, welded, Removable. 10mm spacing above the cabinet top for ventilation. 1 pc 56x300mm M-joint cable entry hole.
Bottom Chasis	Monoblock, welded, 2 pcs 150x300mm sliding cable entry.
19" profiles	Adjustable, 4 units (2 front, 2 rear). U-marked.
Vertical Cable Organizer	None.
Front Door Lock	Single point with swing handle lock mechanism.
Levelling fit & Pulleys	Optional.
Loading Capacity	1000 kg max.



ORDERING INFORMATION

HCS P/N	Descriptions	Internal Height mm	Dimensions			Net Weight Kg	Notes
			Width mm	Depth mm	Height mm		
C17-01268	12U 19" Free Standing Cabinet	536,6	600	800	661,4		
C17-01668	16U 19" Free Standing Cabinet	714,4	600	800	839,2		
C17-02068	20U 19" Free Standing Cabinet	892,2	600	800	1017		
C17-02268	22U 19" Free Standing Cabinet	981,1	600	800	1107		
C17-02668	26U 19" Free Standing Cabinet	1158,9	600	800	1284,8		
C17-03268	32U 19" Free Standing Cabinet	1425,6	600	800	1551,5		
C17-03668	36U 19" Free Standing Cabinet	1603,4	600	800	1729,3		
C17-04268	42U 19" Free Standing Cabinet	1870,1	600	800	1996		
C17-04568	45U 19" Free Standing Cabinet	2003,45	600	800	2129		
C17-04768	47U 19" Free Standing Cabinet	2092,35	600	800	2218		



Description

HCS DataRack series includes a wide range of high quality racks, cabinets and enclosures, specially designed for structured premise cabling in local area networks (LANs), including distribution and equipment, cross connect cabinets and racks, splice boxes, climate control and many more components for both copper and fiber optic cabling systems.

HCS DataRack 17 600x1000 Free Standing Cabinets are suitable for both office environments & equipment rooms, having an attractive design combined with a long-lasting, solid & stable construction, guaranteed by the HCS DataRack Logo & Trademark.

Applications

The special design of HCS DataRack 17 Free Standing Cabinets allows the use of a large variety and types of accessories, including 19" panels, hubs and active equipment, fixed and/or sliding shelves, fan units, power strips, pulleys, grounding and potential equalization bus bars, lighting units, stacking kits, floor fixing kits, cable management panels, and many other 19" devices and accessories.

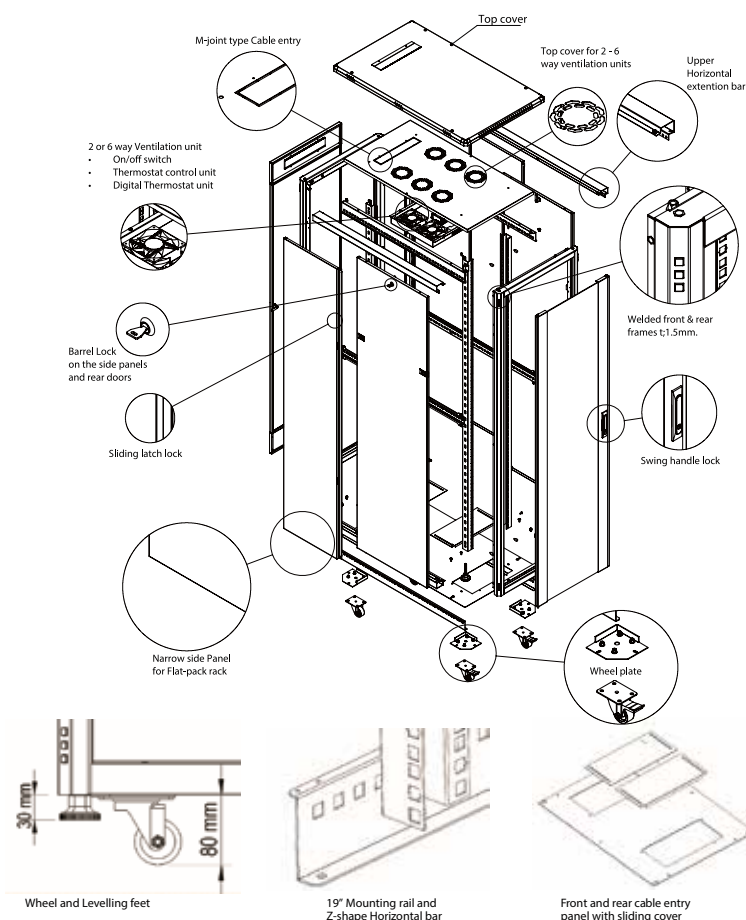
Qualifications and Approvals

HCS DataRack 17 Free Standing Cabinets are supported by HCS DoubleSafe™ QA Program.



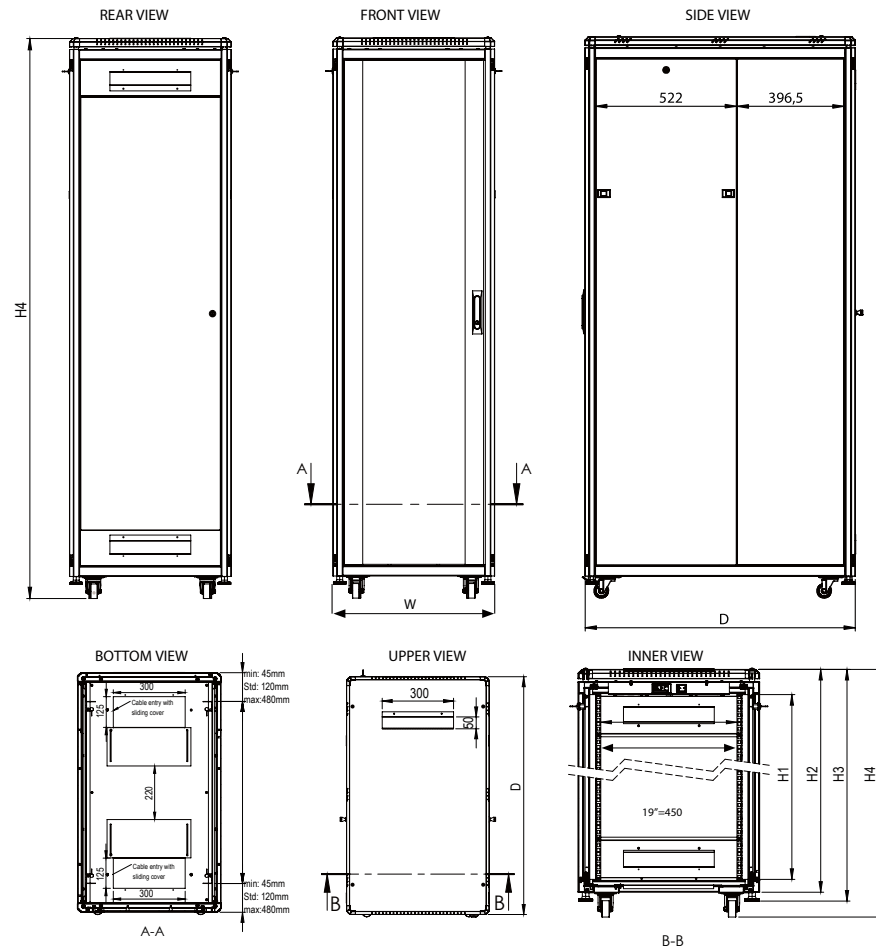
Benefits & Features

- Solid and stable construction- providing support for large loads.
- Aesthetic & attractive design - for use in open office environments.
- Flat packed design option- providing minimal storage space and saving transportation costs.
- Large cable spaces - enabling easy and comfortable installation of many cables.
- Sophisticated cable channeling - enabling concealed cords routing.
- Clear u-marking inside the cabinets - enabling easy & simple profile installation planning.
- Removable side panels via handles - enabling fast & easy cabinet stacking.
- Removable side, front and rear doors- allows using cabinet as a relay rack.
- Adjustable profile positioning inside the cabinets - enabling efficient installation of different size devices.
- Vented top cover- allows passive ventilation.
- Stackable construction - allows to proper installation many cabinets side to side.
- PVC stoppers - avoid metal surface noise while side panels are mounted.
- Pulleys and levelling fit mountable - enabling installation as free-standing cabinets.



GENERAL PROPERTIES

Material of Construction	Sheet & Galvanized steel. 1.0/1.2/1.5/2.0 mm thickness.
Paint and Color	Special steel finish with electrostatic powder coat, RAL 9005 black. Other colors available upon request.
Front Door	Smoked, secured and tempered glass within metal frame, one part, 4 mm. thick, reinforced with metal frame. Opening left & right. 135 degree, Interchangeable door hinges. Swing handle lock.
Side Panels	Barrel Locks & lockable with Sliding latch.
Rear Panel	Solid metal, One Part, Lockable Door. 135 degree opening. Brushed Cable entry (56x300mm); Up to 26U Cabinets 1 pcs, and 2 pcs on 26U or higher size.
Top Chasis	Monoblock, welded, Removable, Fan tray mountable. 1 pc 56x300mm M-joint cable entry hole.
Top Cover	Monoblock, welded, Removable. 10mm spacing above the cabinet top for ventilation. 1 pc 56x300mm M-joint cable entry hole.
Bottom Chasis	Monoblock, welded, 2pcs 150x300mm sliding cable entry.
19" profiles	Adjustable, 4 units (2 front, 2 rear). U-marked.
Vertical Cable Organizer	None.
Front Door Lock	Single point with swing handle lock mechanism.
Levelling fit & Pulleys	Optional.
Loading Capacity	1000 kg max.



ORDERING INFORMATION

HCS P/N	Descriptions	Internal Height mm	Dimensions			Net Weight Kg	Notes
			Width mm	Depth mm	Height mm		
C17-01260	12U 19" Free Standing Cabinet	536,6	600	1000	661,4		
C17-01660	16U 19" Free Standing Cabinet	714,4	600	1000	839,2		
C17-02660	26U 19" Free Standing Cabinet	1158,9	600	1000	1284,8		
C17-03260	32U 19" Free Standing Cabinet	1425,6	600	1000	1551,5		
C17-03660	36U 19" Free Standing Cabinet	1603,4	600	1000	1729,3		
C17-04260	42U 19" Free Standing Cabinet	1870,1	600	1000	1996		
C17-04560	45U 19" Free Standing Cabinet	2003,45	600	1000	2129		
C17-04760	47U 19" Free Standing Cabinet	2092,35	600	1000	2218		



Description

HCS DataRack series includes a wide range of high quality racks, cabinets and enclosures, specially designed for structured premise cabling in local area networks (LANs), including distribution and equipment, cross connect cabinets and racks, splice boxes, climate control and many more components for both copper and fiber optic cabling systems.

HCS DataRack 17 800x800 Free Standing Cabinets are suitable for both office environments & equipment rooms, having an attractive design combined with a long-lasting, solid & stable construction, guaranteed by the HCS DataRack Logo & Trademark.

Applications

The special design of HCS DataRack 17 Free Standing Cabinets allows the use of a large variety and types of accessories, including 19" panels, hubs and active equipment, fixed and/or sliding shelves, fan units, power strips, pulleys, grounding and potential equalization bus bars, lighting units, stacking kits, floor fixing kits, cable management panels, and many other 19" devices and accessories.

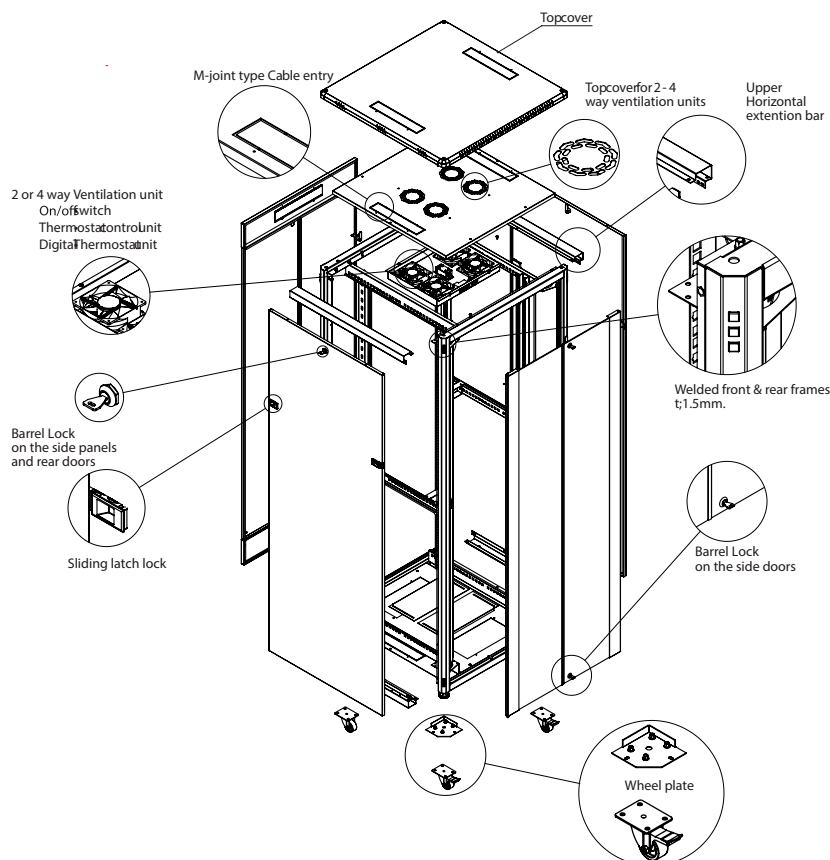
Qualifications and Approvals

HCS DataRack 17 Free Standing Cabinets are supported by HCS DoubleSafe™ QA Program.



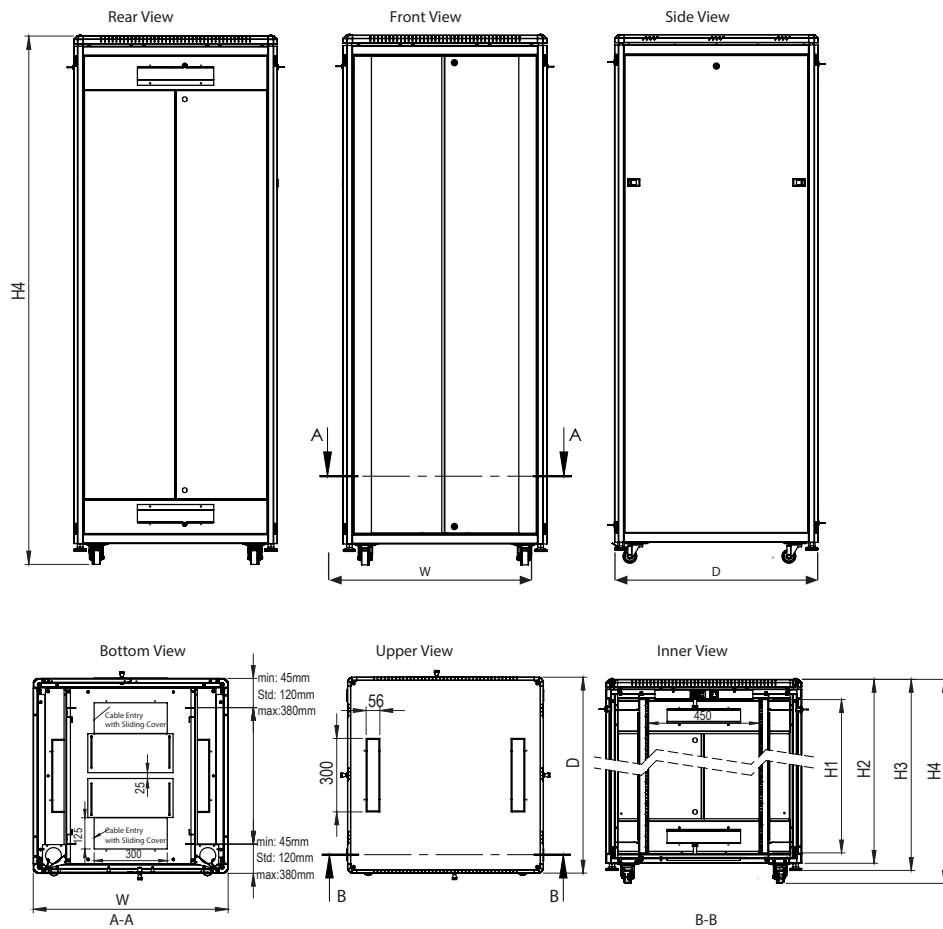
Benefits & Features

- Solid and stable construction- providing support for large loads.
- Aesthetic & attractive design - for use in open office environments.
- Sophisticated cable channeling - enabling concealed cords routing.
- Clear u-marking inside the cabinets - enabling easy & simple profile installation planning.
- Removable side panels via handles - enabling fast & easy cabinet stacking.
- Removable side, front and rear doors- allows using cabinet as a relay rack.
- Adjustable profile positioning inside the cabinets - enabling efficient installation of different size devices.
- Adjustable cable entry - allows many cables' entry.
- Vented top cover- allows passive ventilation.
- Stackable construction - allows to proper installation many cabinets side to side.



General Properties

Material of Construction	Sheet & Galvanized steel. 0/1.2/1.5/2.0 mm kalınlık.
Paint and Color	Special steel finish with electrostatic powder coat, RAL 9005 black. Other colors available upon request.
Front Door	Smoked, secured and tempered glass, two parts, 4 mm. thickness. Opening left & right. (135 degree opening)
Side Panels	Removable with handles & lockable with slim latch.
Rear Door	Solid metal, key lockable, 2 parts. 135 degree opening. Brushed rear door cable entry (56x300mm); Up to 26U Cabinets 1 pcs, and 2 pcs on the above size.
Top Cover	Fan tray mountable. 2 pcs 56x300mm removable cable entry.
Top Chasis	10mm spacing above the cabinet top for ventilation. 2 pcs 56x300mm removable cable entry.
Bottom Chasis	2 pcs 56x300 mm sliding cable entry on sides, 2 pcs (front and rear) 125x300mm Sliding cable entry.
19" profiles	Adjustable, 4 units (2 front, 2 rear). U-marked.
Vertical Cable Organizer	Mountable front left & right vertically (optional).
Front Door Lock	High quality, single point from top and bottom cylindrical locking mechanism with handle.
Levelling fit & Pulleys	Available (optional).
Loading Capacity	1000 kg max.



ORDERING INFORMATION

HCS P/N	Description	Internal Height mm	Dimensions			Net Weight Kg	Notes
			Width mm	Depth mm	Height mm		
C17-02688	26U 19" Free Standing Cabinet	1158,9	800	800	1284,8	82	
C17-03288	32U 19" Free Standing Cabinet	1425,6	800	800	1551,5	95	
C17-03688	36U 19" Free Standing Cabinet	1603,4	800	800	1729,3	102	
C17-04288	42U 19" Free Standing Cabinet	1870,1	800	800	1996	112	
C17-04588	45U 19" Free Standing Cabinet	2003,45	800	800	2129	118	
C17-04788	47U 19" Free Standing Cabinet	2092,35	800	800	2218	122	



Description

HCS DataRack series includes a wide range of high quality racks, cabinets and enclosures, specially designed for structured premise cabling in local area networks (LANs), including distribution and equipment, cross connect cabinets and racks, splice boxes, climate control and many more components for both copper and fiber optic cabling systems.

HCS DataRack 17 800x1000 Free Standing Cabinets are suitable for both office environments & equipment rooms, having an attractive design combined with a long-lasting, solid & stable construction, guaranteed by the HCS DataRack Logo & Trademark.

Applications

The special design of HCS DataRack 17 Free Standing Cabinets allows the use of a large variety and types of accessories, including 19" panels, hubs and active equipment, fixed and/or sliding shelves, fan units, power strips, pulleys, grounding and potential equalization bus bars, lighting units, stacking kits, floor fixing kits, cable management panels, and many other 19" devices and accessories.

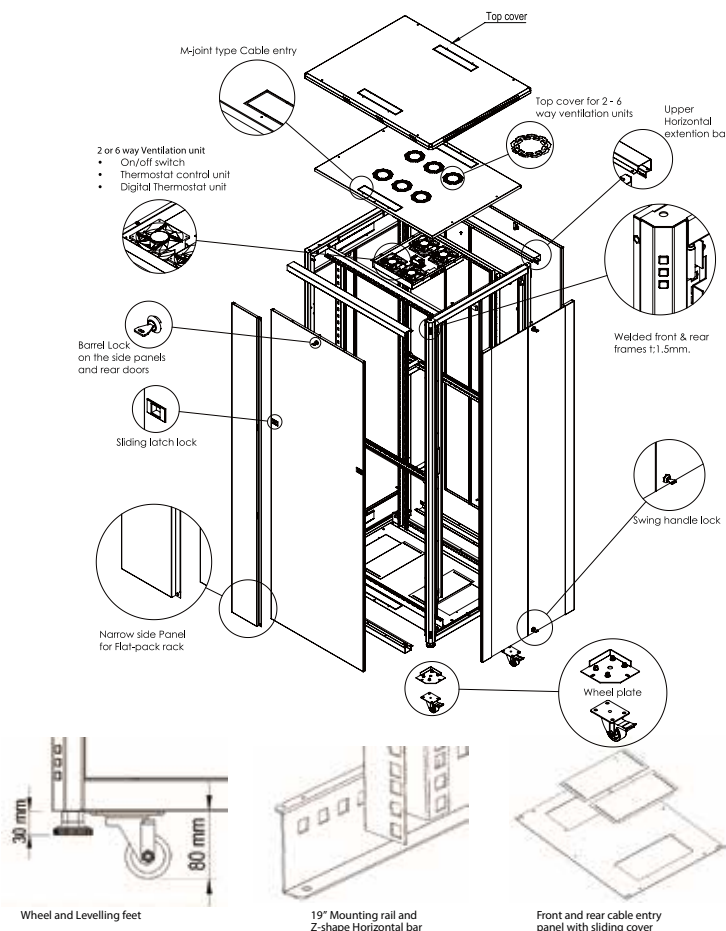
Qualifications and Approvals

HCS DataRack 17 Free Standing Cabinets are supported by HCS DoubleSafe™ QA Program.



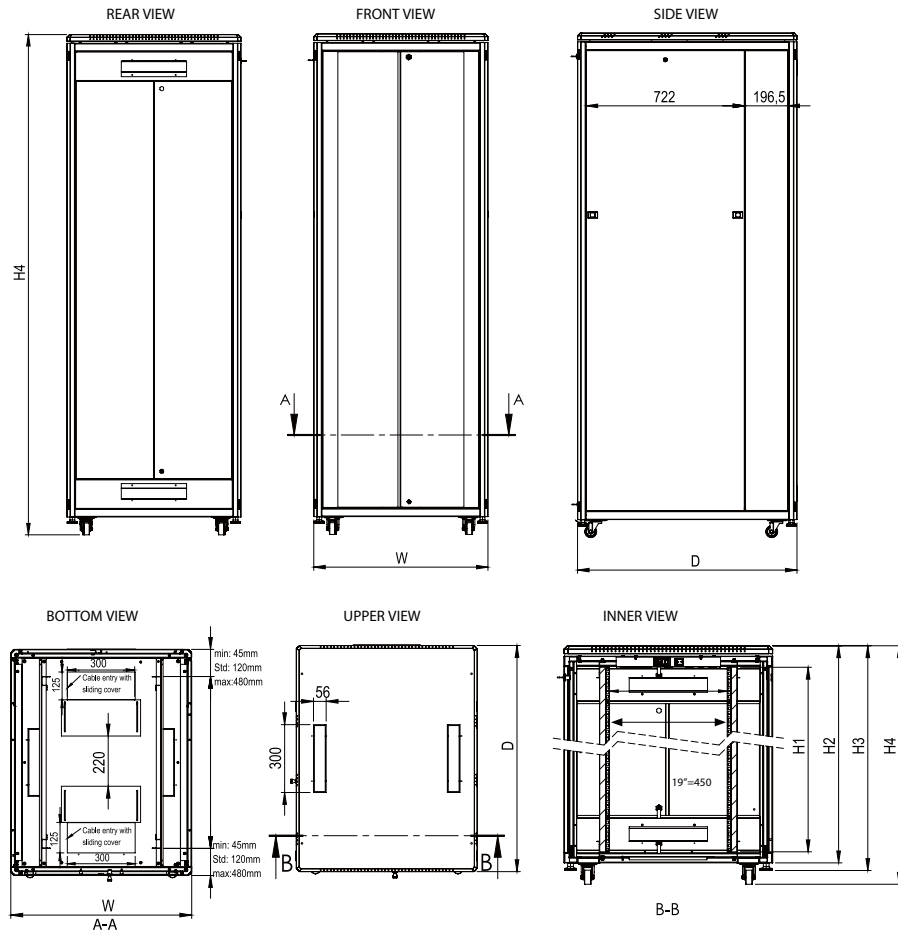
Benefits & Features

- Solid and stable construction- providing support for large loads.
- Aesthetic & attractive design - for use in open office environments.
- Flat packed design option- providing minimal storage space and saving transportation costs.
- Large cable spaces - enabling easy and comfortable installation of many cables.
- Sophisticated cable channeling - enabling concealed cords routing.
- Clear u-marking inside the cabinets - enabling easy & simple profile installation planning.
- Removable side panels via handles - enabling fast & easy cabinet stacking.
- Removable side, front and rear doors- allows using cabinet as a relay rack.
- Adjustable profile positioning inside the cabinets - enabling efficient installation of different size devices.
- Vented top cover- allows passive ventilation.
- Stackable construction - allows to proper installation many cabinets side to side.
- PVC stoppers - avoid metal surface noise while side panels are mounted.
- Pulleys and levelling fit mountable - enabling installation as free-standing cabinets.



GENERAL PROPERTIES

Material of Construction	Sheet & Galvanized steel. 1.0/1.2/1.5/2.0 mm thickness.
Paint and Color	Special steel finish with electrostatic powder coat, RAL 9005 black. Other colors available upon request.
Front Door	Smoked, secured and tempered glass within metal frame, two part, 4 mm. thick, reinforced with metal frame. Opening left & right. 135 degree, Interchangeable door hinges. Swing handle lock.
Side Panels	Barrel Locks & lockable with Sliding latch.
Rear Panel	Solid metal, two Part, Lockable Doors. 135 degree opening. Brushed Cable entry (56x300mm); Up to 26U Cabinets 1 pcs, and 2 pcs on 26U or higher size.
Top Chasis	Monoblock, welded, Removable, Fan tray mountable. 2 pc 56x300mm M-joint cable entry hole.
Top Cover	Monoblock, welded, Removable. 10mm spacing above the cabinet top for ventilation. 2 pc 56x300mm M-joint cable entry hole.
Bottom Chasis	Monoblock, welded, 2 pcs 150x300mm sliding cable entry, 2 pcs 56x300mm M-joint cable entry.
19" profiles	Adjustable, 4 units (2 front, 2 rear). U-marked.
Vertical Cable Organizer	None.
Front Door Lock	Barrel Lock on the side doors
Levelling fit & Pulleys	Optional.
Loading Capacity	1000 kg max.



ORDERING INFORMATION

HCS P/N	Descriptions	Internal Height mm	Dimensions			Net Weight Kg	Notes
			Width mm	Depth mm	Height mm		
C17-02680	26U 19" Free Standing Cabinet	1158,9	800	1000	1284,8		
C17-03280	32U 19" Free Standing Cabinet	1425,6	800	1000	1551,5		
C17-03680	36U 19" Free Standing Cabinet	1603,4	800	1000	1729,3		
C17-04280	42U 19" Free Standing Cabinet	1870,1	800	1000	1996		
C17-04580	45U 19" Free Standing Cabinet	2003,45	800	1000	2129		
C17-04780	47U 19" Free Standing Cabinet	2092,35	800	1000	2218		



Description

HCS DataRack series includes a wide range of high quality racks, cabinets and enclosures, specially designed for structured premise cabling in local area networks (LANs), including distribution and equipment, cross connect cabinets and racks, splice boxes, climate control and many more components for both copper and fiber optic cabling systems.


HCS DataRack 18 600x(450+150) Double-Sectioned Wall Mount Cabinets are suitable mainly for office environments & equipment rooms, having an attractive design combined with a long-lasting, solid & stable construction, guaranteed by the HCS DataRack Logo & Trademark.

Applications

The special design of HCS DataRack 18 Wall Mount Cabinets allows the use of a large variety and types of accessories, including 19" panels, hubs and active equipment, fixed and/or sliding shelves, fan units, power strips, pulleys, grounding and potential equalization bus bars, lighting units, stacking kits, floor fixing kits, cable management panels, and many other 19" devices and accessories

Qualifications and Approvals

HCS DataRack Wall Mount Cabinets are supported by HCS DoubleSafe™ QA Program.



Benefits & Features

- ➔ Solid and stable construction - providing support for large loads.
- ➔ Aesthetic & attractive design - for use in open office environments.
- ➔ Large cable spaces - enabling easy and comfortable installation of many cables.
- ➔ Sophisticated cable channeling - enabling concealed cords routing.
- ➔ Clear u-marking inside the cabinets - enabling easy & simple profile installation planning.
- ➔ Removable side, front and rear doors - allows using cabinet as a relay rack.
- ➔ Double-sectioned construction - enabling easy access to rear 19" profiles.
- ➔ Adjustable profile positioning inside the cabinets - enabling efficient installation of different size devices.

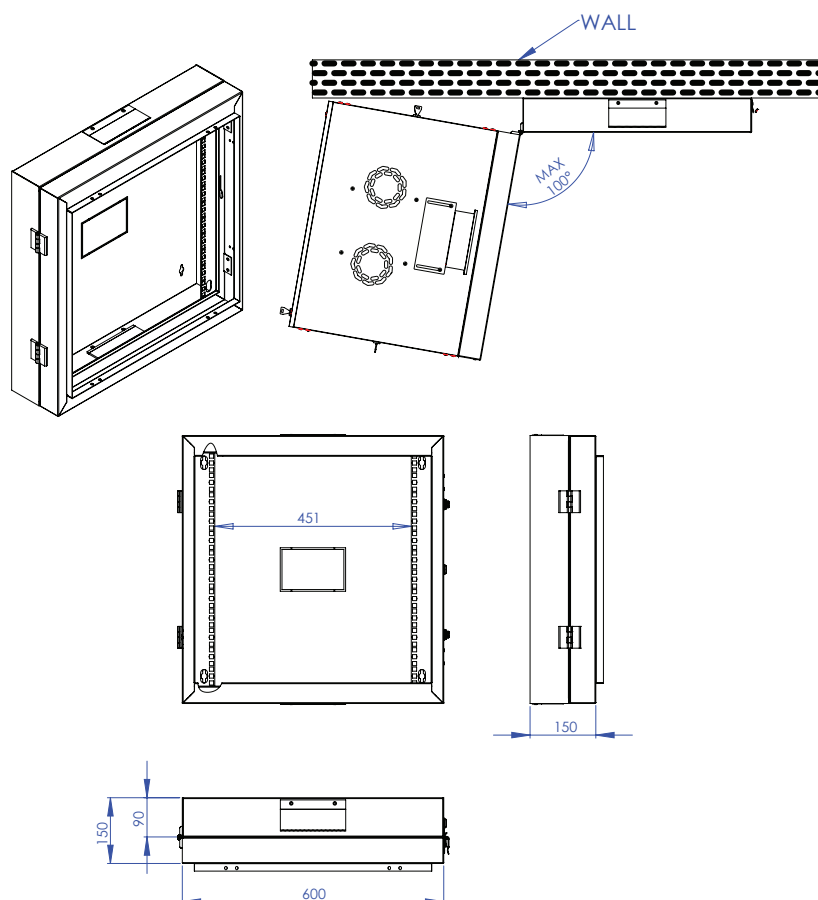


General Properties

Material of Construction	Sheet & Galvanized steel. 1.0/1.2/1.5 mm thickness.
Paint and Color	Special steel finish with electrostatic powder coat, RAL 7035 grey. Other colors available upon request.
Front Door	Tempered glass, 4 mm. thick, reinforced with Single metal frame. Interchangeable (Left&right). 135 degree opening for single use
Side Panels	Complete metal, Single point cylindrical locking mechanizm
Rear Panel	Complete metal, 2 pcs 55x150 mm cable entry holes.
Top Chasis	Monoblock, welded, fan tray mountable. 1 pc 55x150 mm adjustable cable entry hole, 1 pc Brush mounted cable entry hole.
Bottom Chasis	Monoblock, welded. 1 pc 55x150 mm adjustable cable entry hole, 1 pc Brush mounted cable entry hole.
19" profiles	Adjustable, (front, rear). U-marked
Vertical Cable Organizer	None.
Front Door Lock	High quality, single point cylindrical locking mechanizm.
Loading Capacity	100 kg max.

600x(450+150) Double-Sectioned Wall Mount Cabinets

DataRack 18



Ordering Information

HCS P/N	Description	Inner Height mm	Dimensions		
			Width mm	Depth mm	Height mm
C18-00466	4U 19" Double-Sectioned Wall Mount Cabinet	183	600	450+150	266
C18-00766	7U 19" Double-Sectioned Wall Mount Cabinet	317	600	450+150	400
C18-00966	9U 19" Double-Sectioned Wall Mount Cabinet	406	600	450+150	489
C18-01266	12U 19" Double-Sectioned Wall Mount Cabinet	539	600	450+150	622
C18-01666	16U 19" Double-Sectioned Wall Mount Cabinet	717	600	450+150	800
C18-02066	20U 19" Double-Sectioned Wall Mount Cabinet	895	600	450+150	978



Description

HCS DataRack series includes a wide range of high quality racks, cabinets and enclosures, specially designed for structured premise cabling in local area networks (LANs), including distribution and equipment, cross connect cabinets and racks, splice boxes, climate control and many more components for both copper and fiber optic cabling systems.

HCS DataRack 19 600x1000 Free Standing Server Cabinets are suitable for both office environments & equipment rooms, having an attractive design combined with a long-lasting, solid & stable construction, guaranteed by the HCS DataRack Logo & Trademark.

Applications

HCS DataRack 19 Free Standing Server Cabinets allows the use of a large variety and types of accessories, including 19" panels, hubs and active equipment, fixed and/or sliding shelves, fan units, power strips, pulleys, grounding and potential equalization bus bars, lighting units, stacking kits, floor fixing kits, cable management panels, and many other 19" devices and accessories.

Qualifications and Approvals

HCS DataRack 19 Free Standing Server Cabinets are supported by HCS DoubleSafe™ QA Program.



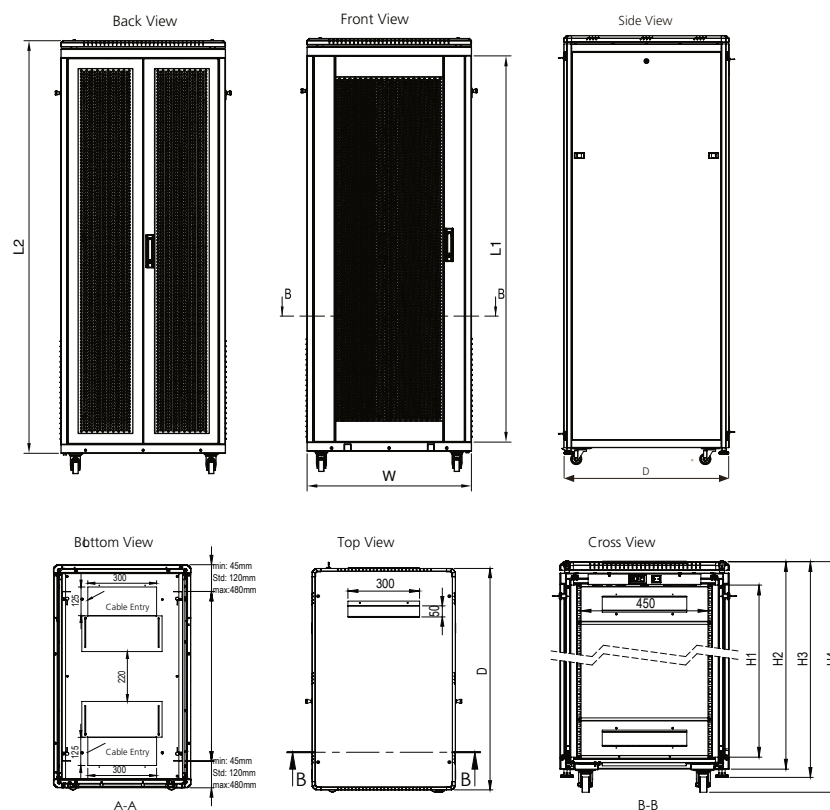
Benefits & Features

- ➔ Solid and stable construction- providing support for large loads.
- ➔ Aesthetic & attractive design - for use in open office environments.
- ➔ Large cable spaces - enabling easy and comfortable installation of many cables.
- ➔ Sophisticated cable channeling - enabling concealed cords routing.
- ➔ Clear u-marking inside the cabinets - enabling easy & simple profile installation planning.
- ➔ Removable side panels via handles - enabling fast & easy cabinet stacking.
- ➔ Removable side, front and rear doors- allows using cabinet as a relay rack.
- ➔ Adjustable profile positioning inside the cabinets - enabling efficient installation of different size devices.
- ➔ Vented top cover- allows passive ventilation.
- ➔ Stackable construction - allows to proper installation many cabinets side to side.



GENERAL PROPERTIES

Material of Construction	Sheet & Galvanized steel. 1.0/1.2/1.5/2.0 mm thickness.
Paint and Color	Special steel finish with electrostatic powder coat, RAL 9005 black. Other colors available upon request.
Front Door	Oval Form, nominal 70% perforated, single part, Opening left & right. 135 degree opening.
Side Panels	Lockable.
Rear Panel	Solid metal, flat, nominal 70% perforated, 2 parts. Opening left & right. 135 degree opening.
Top Chasis	Fan tray mountable, 1pcs 56x300mm space for cable entry.
Top Cover	10mm spacing above the cabinet top for ventilation. 1 pcs 56x300mm cable entry.
Bottom Chasis	2 pcs 150x300mm cable entry.
19" profiller	Adjustable, (front & rear). U-marked.
Vertical Cable Organizer	None.
Front Door Lock	High quality, three-point lockable cylindrical mechanism
Levelling fit & Pulleys	Optional.
Loading Capacity	1000 kg maks.



ORDERING INFORMATION

HCS P/N	Description	Internal Height mm	Dimensions		
			Width mm	Depth mm	Height mm
C19-01260	12U 19" Free Standing Server Cabinet	536,6	600	1000	661,4
C19-01660	16U 19" Free Standing Server Cabinet	714,4	600	1000	839,2
C19-02660	26U 19" Free Standing Server Cabinet	1158,9	600	1000	1284,8
C19-03260	32U 19" Free Standing Server Cabinet	1425,6	600	1000	1551,5
C19-03660	36U 19" Free Standing Server Cabinet	1603,4	600	1000	1729,3
C19-04260	42U 19" Free Standing Server Cabinet	1870,1	600	1000	1996
C19-04560	45U 19" Free Standing Server Cabinet	2003,45	600	1000	2129
C19-04760	47U 19" Free Standing Server Cabinet	2092,35	600	1000	2218



Description

HCS DataRack series includes a wide range of high quality racks, cabinets and enclosures, specially designed for structured premise cabling in local area networks (LANs), including distribution and equipment, cross connect cabinets and racks, splice boxes, climate control and many more components for both copper and fiber optic cabling systems.

HCS DataRack 19 600x1200 Free Standing Server Cabinets are suitable for both office environments & equipment rooms, having an attractive design combined with a long-lasting, solid & stable construction, guaranteed by the HCS DataRack Logo & Trademark.

Applications

HCS DataRack 19 Free Standing Server Cabinets allows the use of a large variety and types of accessories, including 19" panels, hubs and active equipment, fixed and/or sliding shelves, fan units, power strips, pulleys, grounding and potential equalization bus bars, lighting units, stacking kits, floor fixing kits, cable management panels, and many other 19" devices and accessories.

Qualifications and Approvals

HCS DataRack 19 Free Standing Server Cabinets are supported by HCS DoubleSafe™ QA Program.



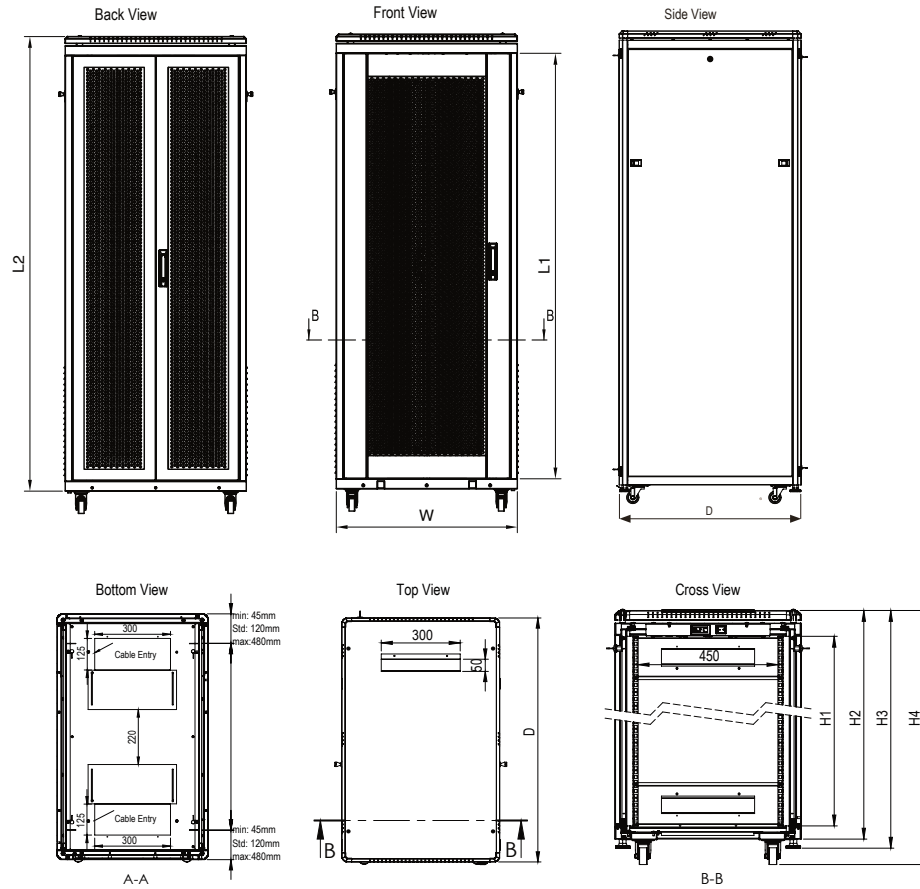
Benefits & Features

- ➔ Solid and stable construction- providing support for large loads.
- ➔ Aesthetic & attractive design - for use in open office environments.
- ➔ Large cable spaces - enabling easy and comfortable installation of many cables.
- ➔ Sophisticated cable channeling - enabling concealed cords routing.
- ➔ Clear u-marking inside the cabinets - enabling easy & simple profile installation planning.
- ➔ Removable side panels via handles - enabling fast & easy cabinet stacking.
- ➔ Removable side, front and rear doors- allows using cabinet as a relay rack.
- ➔ Adjustable profile positioning inside the cabinets - enabling efficient installation of different size devices.
- ➔ Vented top cover- allows passive ventilation.
- ➔ Stackable construction - allows to proper installation many cabinets side to side.



GENERAL PROPERTIES

Material of Construction	Sheet & Galvanized steel. 1.0/1.2/1.5/2.0 mm thickness.
Paint and Color	Special steel finish with electrostatic powder coat, RAL 9005 black. Other colors available upon request.
Front Door	Oval form, nominal %80 perforated, single part, Opening left & right. 135 degree opening.
Side Panels	Lockable.
Rear Panel	Solid metal, flat, nominal 80% perforated, 2 parts. Opening left & right. 135 degree opening.
Top Chasis	Fan tray mountable, 1pcs 56x300mm space for cable entry.
Top Cover	10mm spacing above the cabinet top for ventilation. 1 pcs 56x300mm cable entry.
Bottom Chasis	2 pcs 150x300mm cable entry.
19" profiles	Adjustable, (front & rear). U-marked.
Vertical Cable Organizer	None.
Front Door Lock	High quality, three-point lockable cylindrical mechanism
Levelling fit & Pulleys	Optional.
Loading Capacity	1000 kg max.



ORDERING INFORMATION

HCS P/N	Description	Internal Height mm	Dimensions		
			Width mm	Depth mm	Height mm
C19-01262	12U 19" Free Standing Server Cabinet	536,6	600	1200	661,4
C19-01662	16U 19" Free Standing Server Cabinet	714,4	600	1200	839,2
C19-02662	26U 19" Free Standing Server Cabinet	1158,9	600	1200	1284,8
C19-03262	32U 19" Free Standing Server Cabinet	1425,6	600	1200	1551,5
C19-03662	36U 19" Free Standing Server Cabinet	1603,4	600	1200	1729,3
C19-04262	42U 19" Free Standing Server Cabinet	1870,1	600	1200	1996
C19-04562	45U 19" Free Standing Server Cabinet	2003,45	600	1200	2129
C19-04762	47U 19" Free Standing Server Cabinet	2092,35	600	1200	2218



Description

HCS DataRack series includes a wide range of high quality racks, cabinets and enclosures, specially designed for structured premise cabling in local area networks (LANs), including distribution and equipment, cross connect cabinets and racks, splice boxes, climate control and many more components for both copper and fiber optic cabling systems.

HCS DataRack 19 800x1000 Free Standing Server Cabinets are suitable for both office environments & equipment rooms, having an attractive design combined with a long-lasting, solid & stable construction, guaranteed by the HCS DataRack Logo & Trademark.

Applications

HCS DataRack 19 Free Standing Server Cabinets allows the use of a large variety and types of accessories, including 19" panels, hubs and active equipment, fixed and/or sliding shelves, fan units, power strips, pulleys, grounding and potential equalization bus bars, lighting units, stacking kits, floor fixing kits, cable management panels, and many other 19" devices and accessories.


Qualifications and Approvals

HCS DataRack 19 Free Standing Server Cabinets are supported by HCS DoubleSafe™ QA Program.

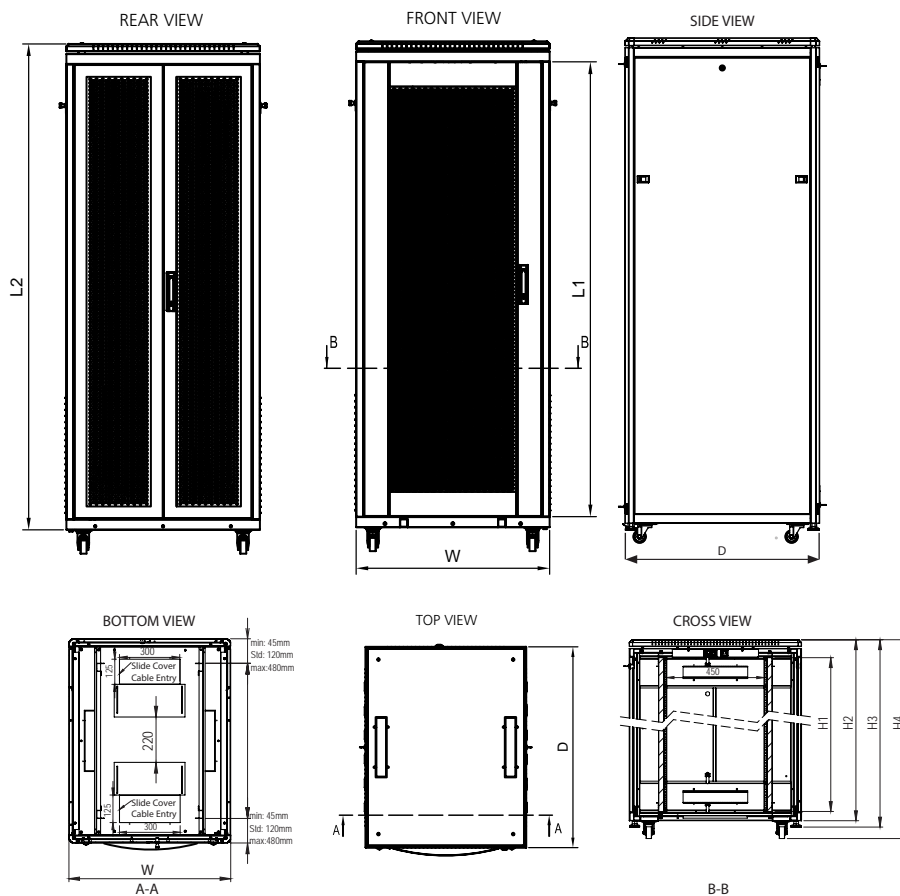


Benefits & Features

- Solid and stable construction- providing support for large loads.
- Aesthetic & attractive design - for use in open office environments.
- Sophisticated cable channeling - enabling concealed cords routing.
- Large cable spaces - enabling easy and comfortable installation of many cables.
- Clear u-marking inside the cabinets - enabling easy & simple profile installation planning.
- Removable side panels via handles - enabling fast & easy cabinet stacking.
- Removable side, front and rear doors- allows using cabinet as a relay rack.
- Adjustable profile positioning inside the cabinets - enabling efficient installation of different size devices.
- Vented top cover- allows passive ventilation.
- Stackable construction - allows to proper installation many cabinets side to side.

**GENERAL PROPERTIES**

Material of Construction	Sheet & Galvanized steel. 1.0/1.2/1.5/2.0 mm thickness.
Paint and Color	Special steel finish with electrostatic powder coat, RAL 9005 black. Other colors available upon request.
Front Door	Oval formlu, nominal %63 perfore delikli, metal çerçevesi tek parça yapıda komple metal kapı. Sağa veya sola 135 derece açılabilir.
Side Panels	Lockable.
Rear Panel	Solid metal, flat, nominal 63% perforated, 2 parts. Opening left & right. 135 degree opening.
Top Chasis	Fan tray mountable, 2pcs 56x300mm space for cable entry.
Top Cover	10mm spacing above the cabinet top for ventilation. 2 pcs 56x300mm cable entry.
Bottom Chasis	2pcs 56x300mm cable entry at sides & 2 pcs 125x300mm cable entry at front&rear.
19" profiles	Adjustable, (front & rear). U-marked.
Vertical Cable Organizer	in front (left&right), cover optional
Front Door Lock	High quality, three-point lockable cylindrical mechanism
Levelling fit & Pulleys	Optional.
Loading Capacity	1000 kg max.



ORDERING INFORMATION

HCS P/N	Description	Internal Height mm	Dimensions			Net Weight Kg	Notes
			Width mm	Depth mm	Height mm		
C19-02680	26U 19" Free Standing Server Cabinet	1158,9	800	1000	1284,8	107	
C19-03280	32U 19" Free Standing Server Cabinet	1425,6	800	1000	1551,5	107	
C19-03680	36U 19" Free Standing Server Cabinet	1603,4	800	1000	1729,3	115	
C19-04280	42U 19" Free Standing Server Cabinet	1870,1	800	1000	1996	127	
C19-04580	45U 19" Free Standing Server Cabinet	2003,45	800	1000	2129	130	
C19-04780	47U 19" Free Standing Server Cabinet	2092,35	800	1000	2218	135	



Description

HCS DataRack series includes a wide range of high quality racks, cabinets and enclosures, specially designed for structured premise cabling in local area networks (LANs), including distribution and equipment, cross connect cabinets and racks, splice boxes, climate control and many more components for both copper and fiber optic cabling systems.

HCS DataRack 19 800x1200 Free Standing Server Cabinets are suitable for both office environments & equipment rooms, having an attractive design combined with a long-lasting, solid & stable construction, guaranteed by the HCS DataRack Logo & Trademark.

Applications

HCS DataRack 19 Free Standing Server Cabinets allows the use of a large variety and types of accessories, including 19" panels, hubs and active equipment, fixed and/or sliding shelves, fan units, power strips, pulleys, grounding and potential equalization bus bars, lighting units, stacking kits, floor fixing kits, cable management panels, and many other 19" devices and accessories.


Qualifications and Approvals

HCS DataRack 19 Free Standing Server Cabinets are supported by HCS DoubleSafe™ QA Program.

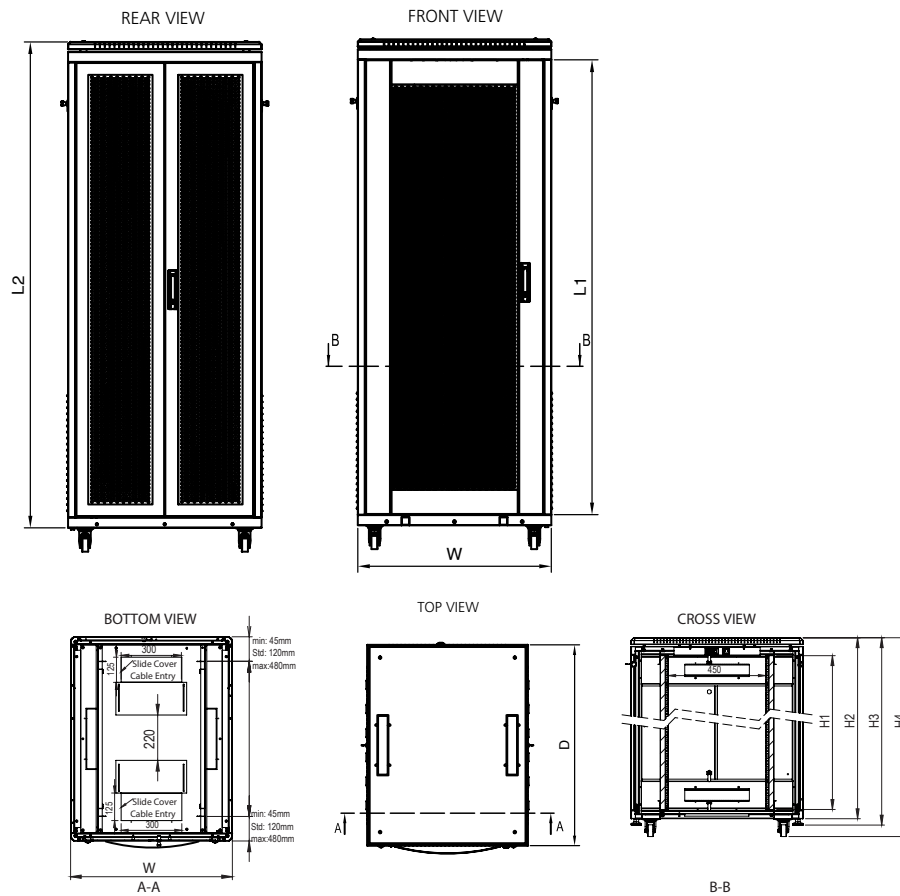


Benefits & Features

- Solid and stable construction- providing support for large loads.
- Aesthetic & attractive design - for use in open office environments.
- Sophisticated cable channeling - enabling concealed cords routing.
- Large cable spaces - enabling easy and comfortable installation of many cables.
- Clear u-marking inside the cabinets - enabling easy & simple profile installation planning.
- Removable side panels via handles - enabling fast & easy cabinet stacking.
- Removable side, front and rear doors- allows using cabinet as a relay rack.
- Adjustable profile positioning inside the cabinets - enabling efficient installation of different size devices.
- Adjustable cable entry - allows many cables' entry.
- Vented top cover- allows passive ventilation.
- Stackable construction - allows to proper installation many cabinets side to side.

**GENERAL PROPERTIES**

Material of Construction	Sheet & Galvanized steel. 1.0/1.2/1.5/2.0 mm thickness.
Paint and Color	Special steel finish with electrostatic powder coat, RAL 9005 black. Other colors available upon request.
Front Door	Solid metal, oval shaped nominal 80% perforated, 1 part. Opening left & right. 135 degree opening.
Side Panels	Lockable.
Rear Panel	Solid metal, flat, nominal 80% perforated, 2 parts. Opening left & right. 135 degree opening.
Top Chasis	Fan tray mountable, 2pcs 56x300mm space for cable entry.
Top Cover	10mm spacing above the cabinet top for ventilation. 2 pcs 56x300mm cable entry.
Bottom Chasis	2pcs 56x300mm cable entry at sides & 2 pcs 125x300mm cable entry at front&rear.
19" profiles	Adjustable, (front & rear). U-marked.
Vertical Cable Organizer	in front (left&right), cover optional
Front Door Lock	High quality, three-point lockable cylindrical mechanism
Levelling fit & Pulleys	Optional.
Loading Capacity	1000 kg max.



ORDERING INFORMATION

HCS P/N	Description	Internal Height mm	Dimensions			Net Weight Kg	Notes
			Width mm	Depth mm	Height mm		
C19-04282	42U 19" Free Standing Server Cabinet	1870,1	800	1200	1996	137	
C19-04782	47U 19" Free Standing Server Cabinet	2092,35	800	1200	2218	145	



Description

HCS DataRack series includes a wide range of high quality racks, cabinets and enclosures, specially designed for structured premise cabling in local area networks (LANs), including distribution and equipment, cross connect cabinets and racks, splice boxes, climate control and many more components for both copper and fiber optic cabling systems.

HCS DataRack 26 SOHO Desk Wall Mount Cabinets are suitable mainly for office environments & equipment rooms, having an attractive design combined with a long-lasting, solid & stable construction, guaranteed by the HCS DataRack Logo & Trademark.

Applications

The special design of HCS DataRack 26 SOHO Desk Wall Mount Cabinets allows the use of a large variety and types of accessories, including 19" panels, hubs and active equipment, fixed and/or sliding shelves, fan units, power strips, pulleys, grounding and potential equalization bus bars, lighting units, stacking kits, floor fixing kits, cable management panels, and many other 19" devices and accessories

Qualifications and Approvals

HCS DataRack 26 SOHO Desk Wall Mount Cabinets are supported by HCS DoubleSafe™ QA Program.



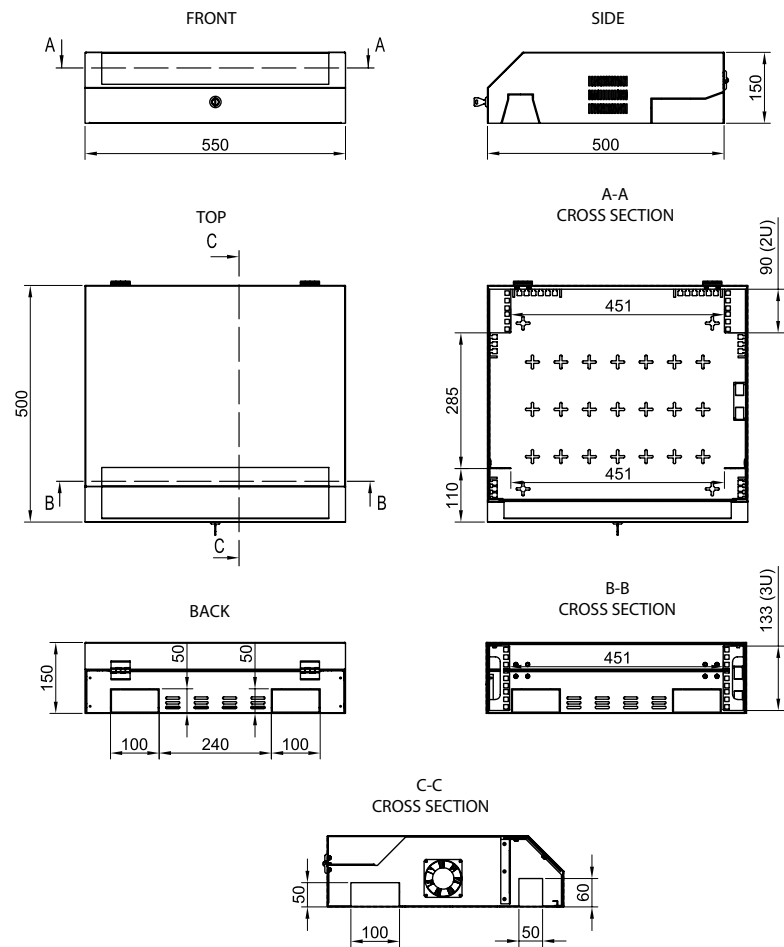
Benefits & Features

- Solid and stable construction- providing support for large loads.
- Aesthetic & attractive design - for use in open office environments.
- Large cable spaces - enabling easy and comfortable installation of many cables.
- Sophisticated cable channeling - enabling concealed cords routing.



Description

It is functionally designed to be used in offices and similar environments where aesthetic appearance is important, and provides easy installation and economical solutions for cabling institutions. Thanks to its steel construction structure, it is suitable for easy and convenient wall, floor and ceiling mounting. In order to save space and provide an aesthetic structure in the installation environment, 3U + 2U has a 19" device mounting connection area in two separate sections. The top cover opens 180°, providing ease of access and quick installation. There are detachable cable entry and exit points on the body and cover. There are 2 pcs 50 x 100 mm cable entry points in the upper area and 1 pc 50 x 100 mm cable entry point on the sides. There are mounting locations suitable for connecting fans and thermostats for ventilation purposes. The top cover has a completely closed, lockable structure. Thanks to the ply glass pane on the top lid, it is possible to monitor the products inside without opening the lid. Slot structures on the body allow for both passive ventilation and regular cabling.



ORDERING INFORMATION

HCS P/N	Description	Internal Height mm	Dimensions			Net Weight kg	Notes
			Width mm	Depth mm	Height mm		
C26-00032	3U+2U SOHO Desk Wall Mount Cabinet	133	550	500	150	10	



Description

HCS DataRack series includes a wide range of high quality racks, cabinets and enclosures, specially designed for structured premise cabling in local area networks (LANs), including distribution and equipment, cross connect cabinets and racks, splice boxes, climate control and many more components for both copper and fiber optic cabling systems.


HCS DataRack 27 600x450 Wall Mount Cabinets are suitable mainly for office environments & equipment rooms, having an attractive design combined with a long-lasting, solid & stable construction, guaranteed by the HCS DataRack Logo & Trademark.

Applications

The special design of HCS DataRack 27 Wall Mount Cabinets allows the use of a large variety and types of accessories, including 19" panels, hubs and active equipment, fixed and/or sliding shelves, fan units, power strips, pulleys, grounding and potential equalization bus bars, lighting units, stacking kits, floor fixing kits, cable management panels, and many other 19" devices and accessories.

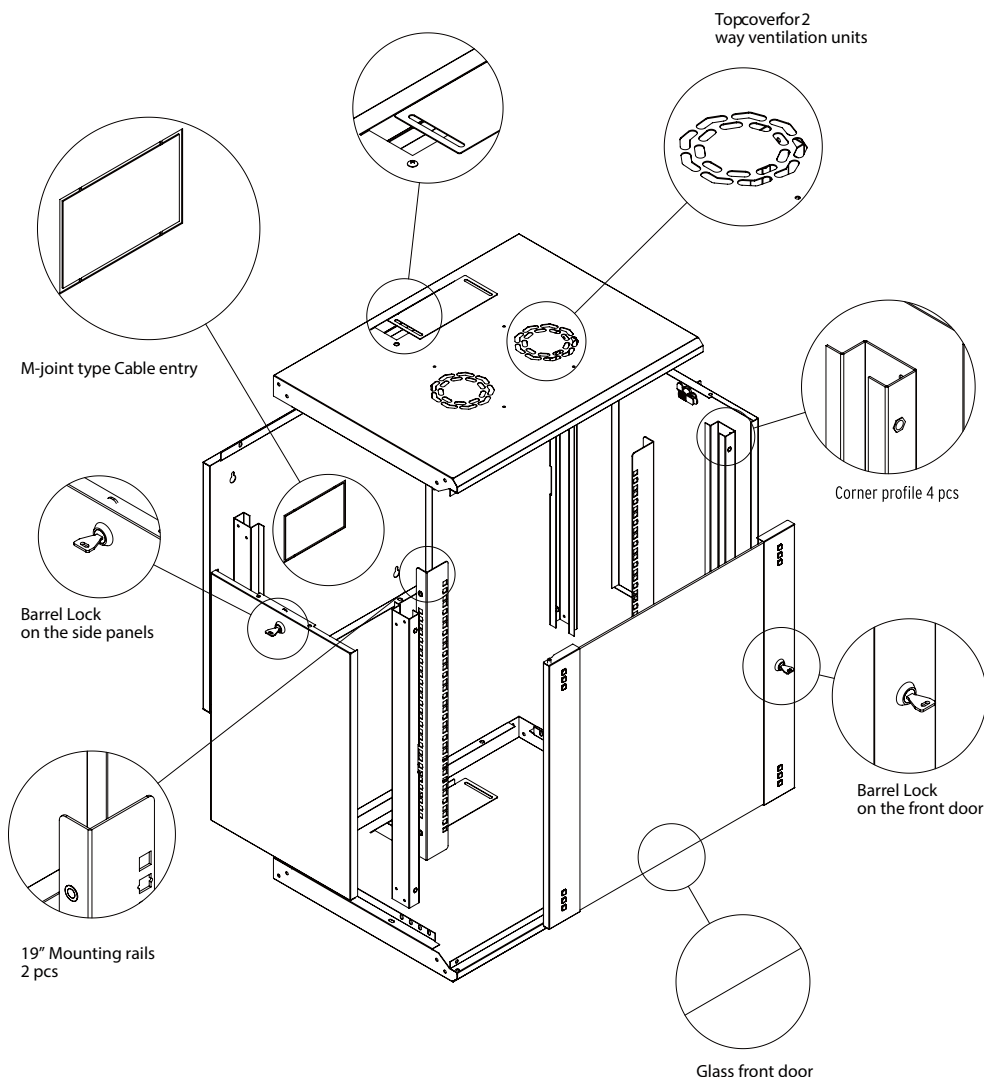
Qualifications and Approvals

HCS DataLine Wall Mount Cabinets are supported by HCS DoubleSafe™ QA Program.



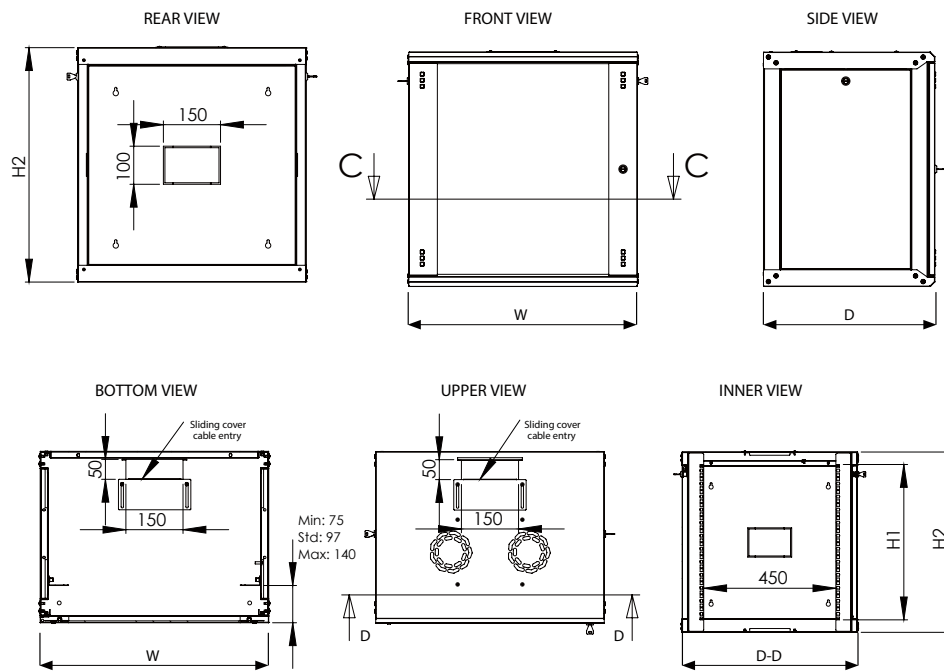
Benefits & Features

- ➔ Solid and stable construction- providing support for large loads.
- ➔ Aesthetic & attractive design - for use in open office environments.
- ➔ Flat packed design option- providing minimal storage space and saving transportation costs.
- ➔ Large cable spaces - enabling easy and comfortable installation of many cables.
- ➔ Sophisticated cable channeling - enabling concealed cords routing.
- ➔ Clear u-marking inside the cabinets - enabling easy & simple profile installation planning.
- ➔ Removable side, front and rear doors - allows using cabinet as a relay rack.
- ➔ Adjustable profile positioning inside the cabinets - enabling efficient installation of different size devices.
- ➔ Vented top cover- allows passive ventilation.
- ➔ PVC stoppers - avoid metal surface noise while side panels are mounted.
- ➔ Pulleys and levelling fit mountable - enabling installation as free-standing cabinets.



GENERAL PROPERTIES

Material of Construction	Sheet & Galvanized steel. 1.0/1.2/1.5mm thickness.
Paint and Color	Special steel finish with electrostatic powder coat, RAL 7035 grey. Other colors available upon request.
Front Door	Smoked, secured and tempered glass, 4 mm. thick, reinforced with metal frame. Interchangable (Left&right). 180 degree opening for single use.
Side Panels	Removable, complete metal. Single point cylindrical locking mechanism.
Rear Panel	Removable, complete metal. Mounting plate supported with welding. 100x150 mm M-joint cable entry hole.
Top Chasis	Monoblock, welded. Fan tray mountable. 50x150 mm sliding cable entry hole.
Bottom Chasis	Monoblock, welded. 50x150 mm sliding cable entry hole.
19" profiles	Adjustable, 2 units in the front. U-marked.
Vertical Cable Organizer	None.
Front Door Lock	Single point cylindrical locking mechanism.
Levelling fit & Pulleys	Optional.
Loading Capacity	100 kg max.



ORDERING INFORMARTION

HCS P/N	Descriptions	Internal Height mm	Dimensions			Net Weight Kg	Notes
			Width mm	Depth mm	Height mm		
C27-00464	4U 19" Wall Mount Cabinet	177,8	600	450	259,75		
C27-00764	7U 19" Wall Mount Cabinet	311,15	600	450	393,1	17	
C27-00964	9U 19" Wall Mount Cabinet	400,05	600	450	482	20	
C27-01264	12U 19" Wall Mount Cabinet	533,4	600	450	615,35	23	
C27-01664	16U 19" Wall Mount Cabinet	711,2	600	450	793,15	27	
C27-02064	20U 19" Wall Mount Cabinet	889	600	450	970,95	33	



Description

HCS DataRack series includes a wide range of high quality racks, cabinets and enclosures, specially designed for structured premise cabling in local area networks (LANs), including distribution and equipment, cross connect cabinets and racks, splice boxes, climate control and many more components for both copper and fiber optic cabling systems.

HCS DataRack 27 600x600 Wall Mount Cabinets are suitable mainly for office environments & equipment rooms, having an attractive design combined with a long-lasting, solid & stable construction, guaranteed by the HCS DataRack Logo & Trademark.

Applications

The special design of HCS DataRack 27 Wall Mount Cabinets allows the use of a large variety and types of accessories, including 19" panels, hubs and active equipment, fixed and/or sliding shelves, fan units, power strips, pulleys, grounding and potential equalization bus bars, lighting units, stacking kits, floor fixing kits, cable management panels, and many other 19" devices and accessories.

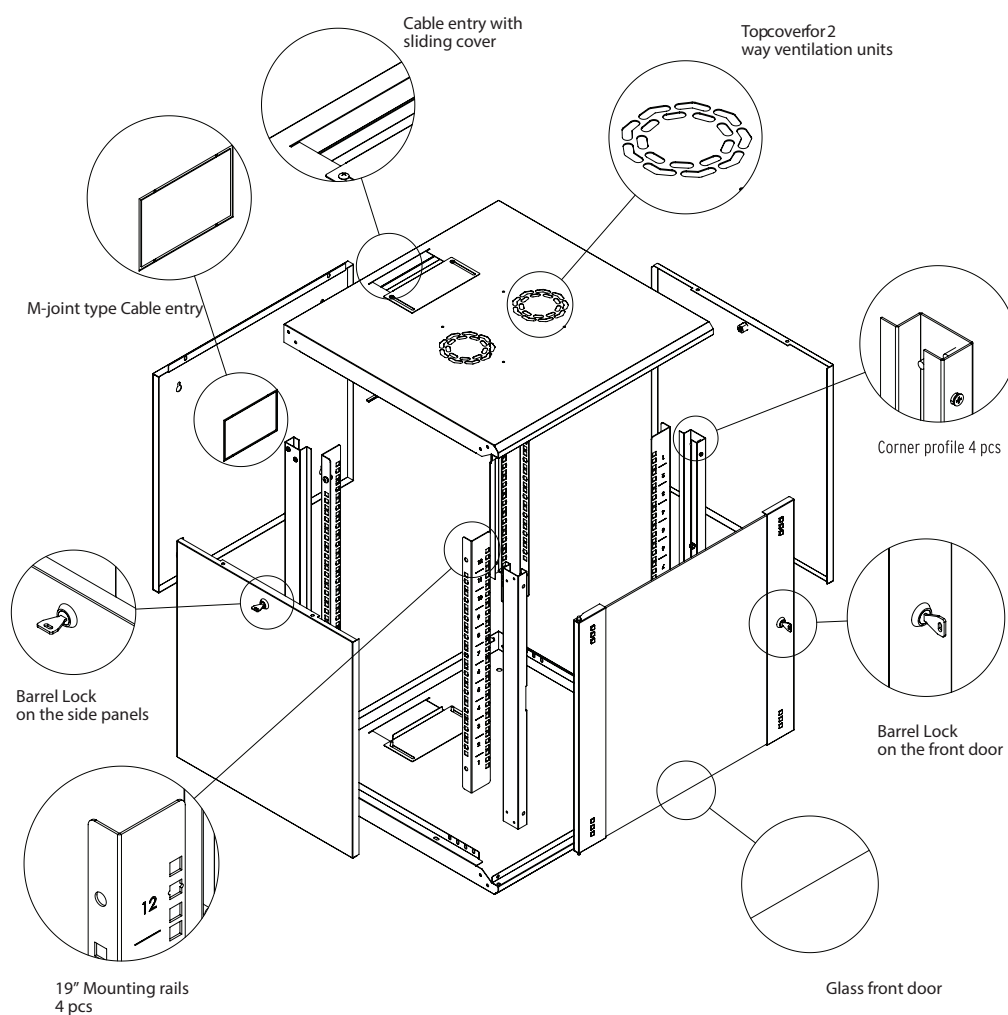
Qualifications and Approvals

HCS DataLine Wall Mount Cabinets are supported by HCS DoubleSafe™ QA Program.



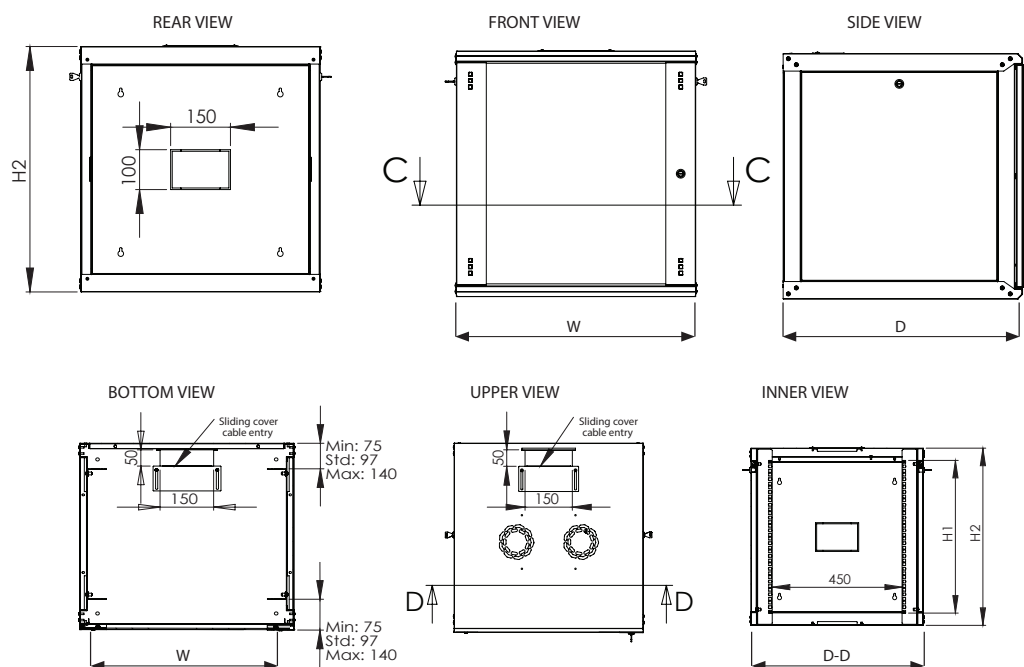
Benefits & Features

- ➔ Solid and stable construction- providing support for large loads.
- ➔ Aesthetic & attractive design - for use in open office environments.
- ➔ Flat packed design option- providing minimal storage space and saving transportation costs.
- ➔ Large cable spaces - enabling easy and comfortable installation of many cables.
- ➔ Sophisticated cable channeling - enabling concealed cords routing.
- ➔ Clear u-marking inside the cabinets - enabling easy & simple profile installation planning.
- ➔ Removable side, front and rear doors - allows using cabinet as a relay rack.
- ➔ Adjustable profile positioning inside the cabinets - enabling efficient installation of different size devices.
- ➔ Vented top cover- allows passive ventilation.
- ➔ PVC stoppers - avoid metal surface noise while side panels are mounted.
- ➔ Pulleys and levelling fit mountable - enabling installation as free-standing cabinets.



GENERAL PROPERTIES

Material of Construction	Sheet & Galvanized steel. 1.0/1.2/1.5mm thickness.
Paint and Color	Special steel finish with electrostatic powder coat, RAL 7035 grey. Other colors available upon request.
Front Door	Smoked, secured and tempered glass, 4 mm. thick, reinforced with metal frame. Interchangeable (Left&right). 180 degree opening for single use.
Side Panels	Removable, complete metal. Single point cylindrical locking mechanism.
Rear Panel	Removable, complete metal. Mounting plate supported with welding. 100x150 mm M-joint cable entry hole.
Top Chasis	Monoblock, welded. Fan tray mountable. 50x150 mm sliding cable entry hole.
Bottom Chasis	Monoblock, welded. 50x150 mm sliding cable entry hole.
19" profiles	Adjustable, 4 units (2 front, 2 rear). U-marked.
Vertical Cable Organizer	None.
Front Door Lock	Single point cylindrical locking mechanism.
Levelling fit & Pulleys	Optional.
Loading Capacity	100 kg max.



ORDERING INFORMATION

HCS P/N	Descriptions	Internal Height mm	Dimensions			Net Weight Kg	Notes
			Width mm	Depth mm	Height mm		
C27-00466	4U 19" Wall Mount Cabinet	177,8	600	600	259,75		
C27-00766	7U 19" Wall Mount Cabinet	311,15	600	600	393,1	20	
C27-00966	9U 19" Wall Mount Cabinet	400,05	600	600	482	22	
C27-01266	12U 19" Wall Mount Cabinet	533,4	600	600	615,35	26	
C27-01666	16U 19" Wall Mount Cabinet	711,2	600	600	793,15	31	
C27-02066	20U 19" Wall Mount Cabinet	889	600	600	970,95	37	

Outdoor 19" Wall Mount Cabinets

Description



- ❖ HCS DataRack 31 - Outdoor 19" Wall Mount Cabinets are employed in the most various environments e.g Factories, warehouses, industrial areas, railways, Highway, military industry etc.

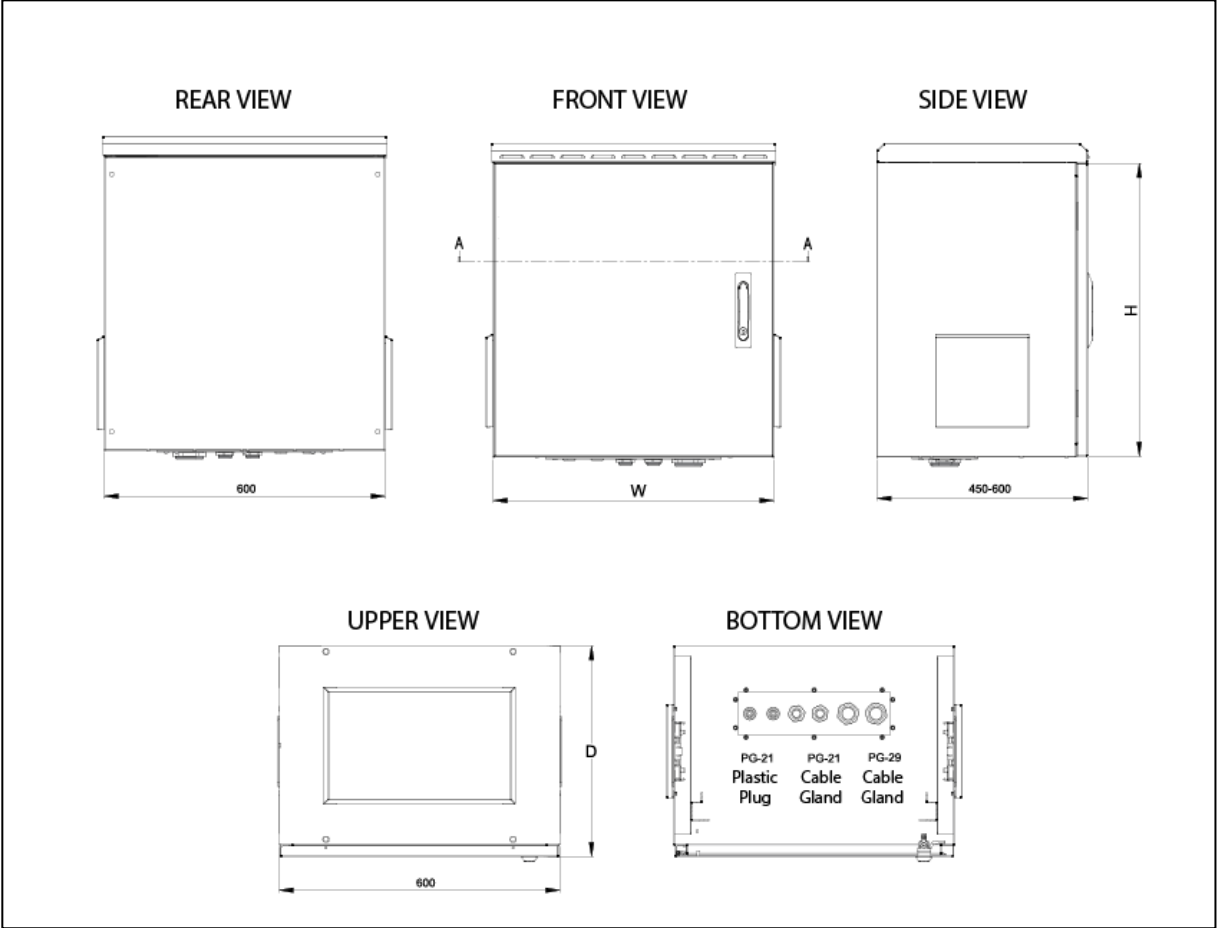
General Features

- ❖ Loading Capacity: 100 kg (max.)
- ❖ Paint and Color: RAL 7035 Light Gray Epoxy Polyester.
- ❖ 19" Profiles: Adjustable, 2 Unit. U-marked.
- ❖ Cover Lock System: 3 Point Locking Mechanism
- ❖ IP54, IP55 Protection Options are available
- ❖ It consist of two different material 1st. Galvanized inner wall 2nd. Polythene isolation material

Specific Features

- ❖ Cabinets offer protection against the unauthorized persons, physical effects and impacts water & dust inlet in according the standards IP55 & IP65 of EN60529, as well as industrial environmental challenges including high temperatures.
- ❖ Change to IP54 Protection at Fan & Filter Applications.
- ❖ Fully gasketed front door combined with 3 point locking mechanism for superior security, Also Plastic cable glands are available on the base plate, 2pcs vertical mounting rails are adjustable throughout the entire depth of the enclosure.
- ❖ Cabinets are available with integrated thermal management using either a fan and filter combination or air conditioner to control internal temperatures for protecting sensitive 19" rack equipment from water and harmful environmental contaminants, Ral 7035 light gray epoxy polyester paint provides high corrosion resistance.
- ❖ Wall mounting brackets has been designed for hanging enclosure to the wall, Bracket thickness is 3mm and provides load carrying capacity up to 100kg.





IP55 19" Wall Mount Cabinets						
P/N	Description	Dimension (mm)			Weight(kg)	
		W	D	H		
C31-00764	7U 600x450 IP55 19" Wall Mount Cabinet	600	450	448	27	
C31-00964	9U 600x450 IP55 19" Wall Mount Cabinet	600	450	537	30	
C31-01264	12U 600x450 IP55 19" Wall Mount Cabinet	600	450	670	33	
C31-01664	16U 600x450 IP55 19" Wall Mount Cabinet	600	450	848	38	
C31-02064	20U 600x450 IP55 19" Wall Mount Cabinet	600	450	1026	43	
C31-00766	7U 600x600 IP55 19" Wall Mount Cabinet	600	600	448	31	
C31-00966	9U 600x600 IP55 19" Wall Mount Cabinet	600	600	537	34	
C31-01266	12U 600x600 IP55 19" Wall Mount Cabinet	600	600	670	38	
C31-01666	16U 600x600 IP55 19" Wall Mount Cabinet	600	600	848	43	
C31-02066	20U 600x600 IP55 19" Wall Mount Cabinet	600	600	1026	49	
C31-02666	26U 600x600 IP55 19" Wall Mount Cabinet	600	600	1204	54	

ACCESSORIES



Plinth

- ❖ The base/plinth has been developed to simplify installation of outdoor enclosures on the concrete floors, also eliminate risk of the rain & flood in a certain rate, It is also possible to make a great cable storage depending on the base height.




Pole-mounting brackets

- ❖ Pole modules ; Universal type pole module provides ease of use in order to clamping wood or metal poles, it is providing extremely strong clamping on the any height/type poles without need the information of pole dimension or diameter.



Wall-mounting brackets

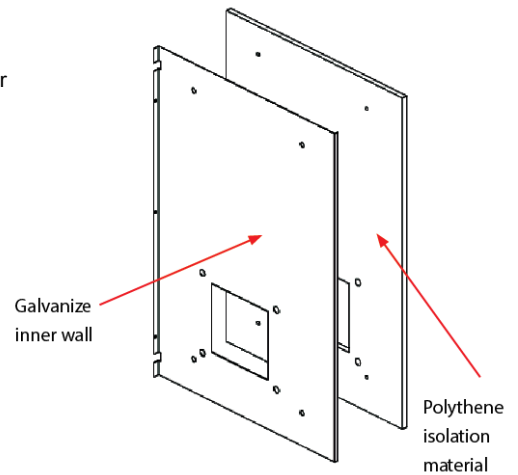
- ❖ Wall mounting brackets has been designed for hanging enclosure to the wall.



ACCESSORIES

Isolation Module

- ❖ It consist of two different material 1st. Galvanized inner wall 2nd. Polythene isolation material, these components are provides high resistance against the climatic changes with support of Fan & filter combination to control internal temperatures inside the enclosure.



Outdoor 19" Wall Mount Cabinets

Description


- ❖ HCS DataRack 32 - Outdoor 19" Wall Mount Cabinets are employed in the most various environments e.g Factories, warehouses, industrial areas, railways, Highway, military industry etc.

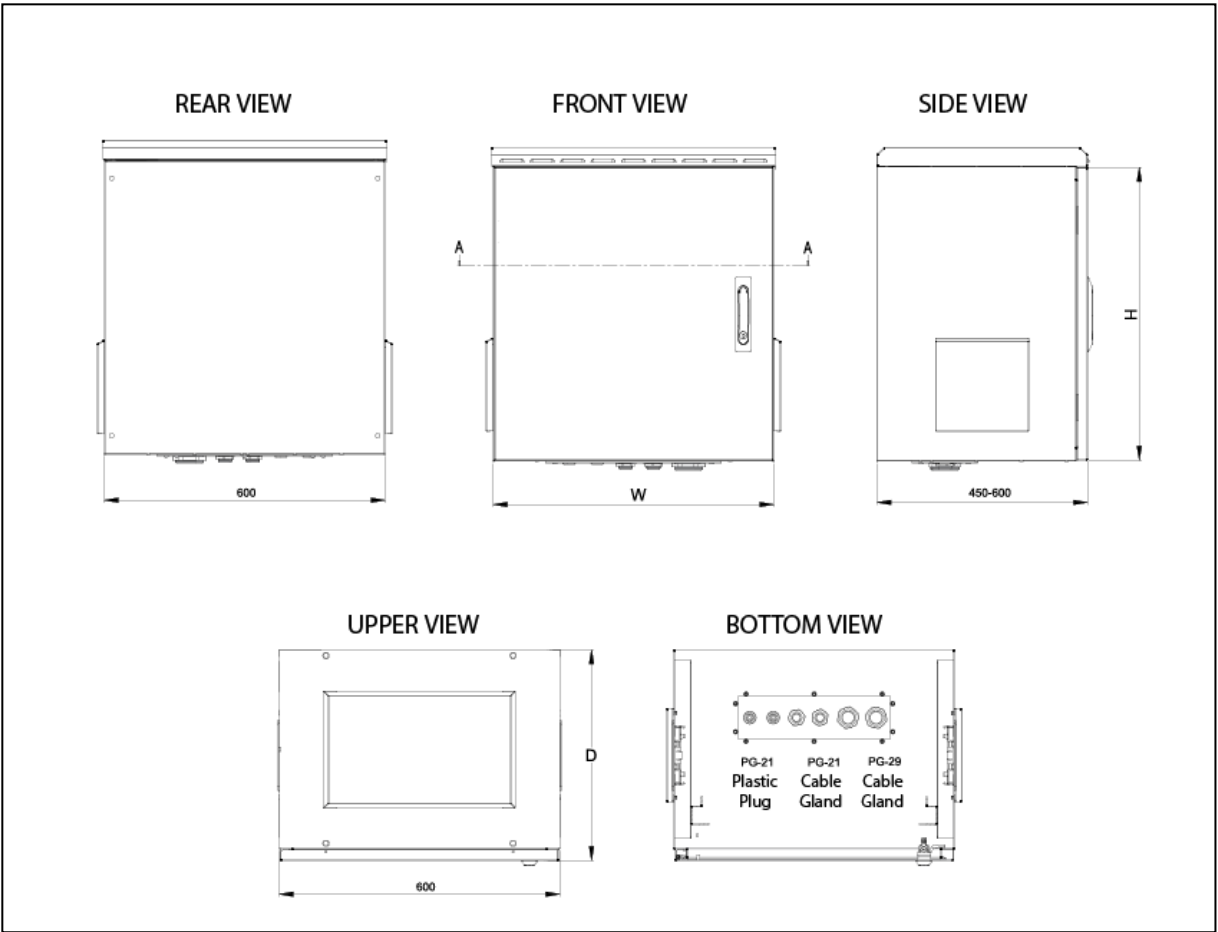
General Features

- ❖ Loading Capacity: 100 kg (max.)
- ❖ Paint and Color: RAL 7035 Light Gray Epoxy Polyester.
- ❖ 19" Profiles: Adjustable, 2 Unit. U-marked.
- ❖ Cover Lock System: 3 Point Locking Mechanism
- ❖ IP54, IP55, IP65 Protection Options are available
- ❖ It consist of two different material 1st. Galvanized inner wall 2nd. Polythene isolation material

Specific Features

- ❖ Cabinets offer protection against the unauthorized persons, physical effects and impacts water & dust inlet in according the standards of EN60529, as well as industrial environmental challenges including high temperatures.
- ❖ Change to IP54 Protection at Fan & Filter Applications.
- ❖ Fully gasketed front door combined with 3 point locking mechanism for superior security, Also Plastic cable glands are available on the base plate, 2pcs vertical mounting rails are adjustable throughout the entire depth of the enclosure.
- ❖ Cabinets are available with integrated thermal management using either a fan and filter combination or air conditioner to control internal temperatures for protecting sensitive 19" rack equipment from water and harmful environmental contaminants, Ral 7035 light gray epoxy polyester paint provides high corrosion resistance.
- ❖ Wall mounting brackets has been designed for hanging enclosure to the wall, Bracket thickness is 3mm and provides load carrying capacity up to 100kg.





19" Wall Mount Cabinets						
P/N	Description	Dimension (mm)			Weight(kg)	
		W	D	H		
C32-00764	7U 600x450 19" Wall Mount Cabinet	600	450	448	27	
C32-00964	9U 600x450 19" Wall Mount Cabinet	600	450	537	30	
C32-01264	12U 600x450 19" Wall Mount Cabinet	600	450	670	33	
C32-01664	16U 600x450 19" Wall Mount Cabinet	600	450	848	38	
C32-02064	20U 600x450 19" Wall Mount Cabinet	600	450	1026	43	
C32-00766	7U 600x600 19" Wall Mount Cabinet	600	600	448	31	
C32-00966	9U 600x600 19" Wall Mount Cabinet	600	600	537	34	
C32-01266	12U 600x600 19" Wall Mount Cabinet	600	600	670	38	
C32-01666	16U 600x600 19" Wall Mount Cabinet	600	600	848	43	
C32-02066	20U 600x600 19" Wall Mount Cabinet	600	600	1026	49	

ACCESSORIES



Plinth

- ❖ The base/plinth has been developed to simplify installation of outdoor enclosures on the concrete floors, also eliminate risk of the rain & flood in a certain rate, It is also possible to make a great cable storage depending on the base height.




Pole-mounting brackets

- ❖ Pole modules ; Universal type pole module provides ease of use in order to clamping wood or metal poles, it is providing extremely strong clamping on the any height/type poles without need the information of pole dimension or diameter.



Wall-mounting brackets

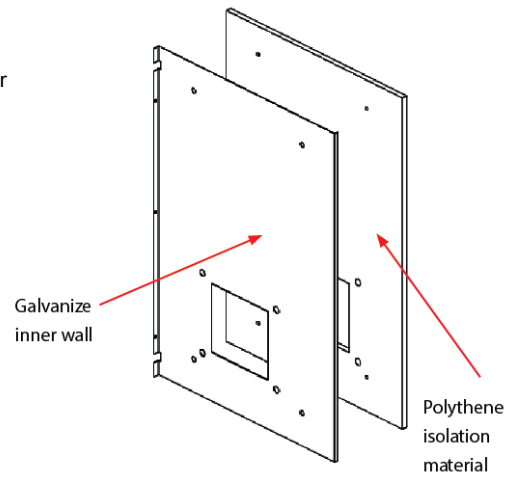
- ❖ Wall mounting brackets has been designed for hanging enclosure to the wall.



ACCESSORIES

Isolation Module

- ❖ It consist of two different material 1st. Galvanized inner wall 2nd. Polythene isolation material, these components are provides high resistance against the climatic changes with support of Fan & filter combination to control internal temperatures inside the enclosure.





Description

HCS DataRack series includes a wide range of high quality racks, cabinets and enclosures, specially designed for structured premise cabling in local area networks (LANs), including distribution and equipment, cross connect cabinets and racks, splice boxes, climate control and many more components for both copper and fiber optic cabling systems.

HCS DataRack Cabinets Accessories are compatible with all HCS DataRack Cabinets, providing an extensive range of accessories making HCS DataRack Cabinets extremely versatile, user-friendly and efficient.

All HCS DataRack accessories have an attractive design combined with a long-lasting, solid & stable construction, guaranteed by the HCS DataRack Logo & Trademark.

Applications

The large variety of HCS DataRack Cabinets accessories enables using HCS DataRack Cabinets for endless LAN and telephone applications, including copper and fiber optic cabling systems.




ORDERING INFORMATION - SHELVES

HCS P/N	Description	Loading Capacity
C01-01A12	DataRack 1/2U, 19", D=150mm Fixed Shelf (2 Fixing Points)	15 Kg maks.
C01-01A01	DataRack 1U, 19", D=250mm Fixed Shelf (2 Fixing Points)	30 Kg maks.
C01-01A02	DataRack 1U, 19", D=350mm Fixed Shelf (2 Fixing Points)	30 Kg maks.
C01-01A06	DataRack 2U, 19", D=350mm Fixed Shelf (2 Fixing Points)	30 Kg maks.
C01-01A07	DataRack 2U, 19", D=400mm Fixed Shelf (2 Fixing Points)	30 Kg maks.
C01-01B02	DataRack 1/2U D=600mm Fixed Shelf For Cabinets (4 Fixing Points)	50 Kg maks.
C01-01B03	DataRack 1/2U D=800mm Fixed Shelf For Cabinets (4 Fixing Points)	50 Kg maks.
C01-01B08	DataRack 1/2U D=1000mm Fixed Shelf For Cabinets (4 Fixing Points)	50 Kg maks.
C01-01B11	DataRack 1U, 19", D=1000mm Heavy Duty Adjustable Fixed Shelf For Cabinets (4 Fixing Points)	80 Kg maks.
C01-01B21	DataRack 1U, 19", D=1200mm Heavy Duty Adjustable Fixed Shelf For Cabinets (4 Fixing Points)	80 Kg maks.
C01-01C02	DataRack 1U D=600mm Sliding Shelf (4 Fixing Points)	35 Kg maks.
C01-01C03	DataRack 1U D=800mm Sliding Shelf (4 Fixing Points)	35 Kg maks.
C01-01C04	DataRack 1U D=1000mm Sliding Shelf (4 Fixing Points)	35 Kg maks.
C01-01C07	DataRack 1U, 19", D=1000mm Heavy Duty Adjustable Sliding Shelf For Cabinets (4 Fixing Points)	35 Kg maks.
C01-01C21	DataRack 1U, 19", D=1200mm Heavy Duty Adjustable Sliding Shelf For Cabinets (4 Fixing Points)	35 Kg maks.

ORDERING INFORMATION - DRAWERS

HCS P/N	Description	Depth (mm)	Loading Capacity
C01-01D01	DataRack Keyboard Drawer With Lock, 1U, 19"	400	25 kg



ORDERING INFORMATION - FAN UNITS

HCS P/N	Description	Additional Items Included
<i>Wall Mount Type Ventilation Units</i>		
C01-02A01	DataRack Ventilation Unit With 1-Fan for Wall Mount Type	On&off switch and circuit breaker
C01-02A02	DataRack Ventilation Unit With 2-Fan for Wall Mount Type	On&off switch and circuit breaker
C01-02B01	DataRack Ventilation Unit With 1-Fan for Wall Mount Type, with Thermostat.	On&off switch and circuit breaker
C01-02B02	DataRack Ventilation Unit With 2-Fan for Wall Mount Type, with Thermostat.	On&off switch and circuit breaker
C01-02B10	DataRack Ventilation Unit With 4-Fan for Wall Mount Type, with Thermostat.	On&off switch and circuit breaker
<i>Free Standing Type Ventilation Units</i>		
C01-02B11	DataRack Ventilation Unit With 4/2-Fan for Free Standing Type, with Thermostat.	On&off switch and circuit breaker
C01-02B03	DataRack Ventilation Unit With 4-Fan for Free Standing Type, with Thermostat.	On&off switch and circuit breaker
C01-02B08	DataRack Ventilation Unit With 6-Fan for Free Standing Type, with Thermostat.	On&off switch and circuit breaker
<i>Server Type Ventilation Units</i>		
C01-02B12	DataRack Ventilation Unit With 6/2-Fan for Server Type, with Thermostat.	On&off switch and circuit breaker
C01-02B14	DataRack Ventilation Unit With 6/4-Fan for Server Type, with Thermostat.	On&off switch and circuit breaker
C01-02B15	DataRack Ventilation Unit With 6-Fan for Server Type, with Thermostat.	On&off switch and circuit breaker



ORDERING INFORMATION - POWER STRIPS

HCS P/N	Description	Socket Type	Notes
C01-03C03	DataRack 6 Ways Power Strip, 19" Aluminum housing.	Schuko	On&off switch and 1x16A circuit breaker
C01-03C04	DataRack 8 Ways Power Strip, 19" Aluminum housing.	C13 IEC 320	On&off switch and 1x16A circuit breaker
C01-03C05	DataRack 9 Ways Power Strip, 19" Double Aluminum housing	Schuko	On&off switch and 1x20A circuit breaker
C01-03C06	DataRack 12 Ways Power Strip, 19" Double Aluminum housing	Schuko	On&off switch and 1x20A circuit breaker
C01-03C09	DataRack 9 Ways Power Strip, 19" Double Aluminum housing	UK	On&off switch and 1x16A circuit breaker
C01-03D02	DataRack 12 Çıkışlı Grup Priz, 19" Alüminyum gövdeli, dikey monte.	Schuko	On&off switch and 1x16A circuit breaker
C01-03D03	DataRack 18 Ways Power Strip, 19" Aluminum housing, Vertically Mounted.	Schuko	On&off switch and 2x16A circuit breaker
C01-03D04	DataRack 24 Ways Power Strip, 19" Aluminum housing, Vertically Mounted.	Schuko	On&off switch and 2x16A circuit breaker
C01-03D05	DataRack 24 Ways Power Strip, 19" Aluminum housing, IEC 60320 20xC13 & 4xC19 Type Socket, IEC 60309, 32A (2P+E) Strips, LCD ampermeter screen. Vertically Mounted.	C13 & C19	On&off switch and 2x16A circuit breaker
C01-03E03	DataRack 6 Ways Power Strip, 19" Aluminum housing.	UPS	On&off switch and 1x16A circuit breaker
C01-03F01	DataRack 9 Ways Power Strip, 19" Aluminum housing, Vertically Mounted.	UPS	On&off switch and 1x20A circuit breaker
C01-03F02	DataRack 12 Ways Power Strip, 19" Aluminum housing, Vertically Mounted.	UPS	On&off switch and 1x20A circuit breaker
C01-03F03	DataRack 18 Ways Power Strip, 19" Aluminum housing, Vertically Mounted.	UPS	On&off switch and 3x16A circuit breaker
C01-03F04	DataRack 24 Ways Power Strip, 19" Aluminum housing, Vertically Mounted.	UPS	On&off switch and 3x16A circuit breaker




ORDERING INFORMATION - CASTORS & LEVELLING FEET AND ACCESSORIES

HCS P/N	Description	Quantity	Maks.Load Capacity (kg/pcs)	Suitable Cabinet Type	Notes
C01-04A01	DataRack Set of 4 x Castor group - 2 with breaking system.	4	25	Wall Mount	-
C01-04B03	DataRack Set of 4 x Castor group - 2 with breaking system.	4	150	Free Standing & Server	-
C01-04E01	DataRack Set of 4 x M8 adjustable levelling feet.	4	-	Free Standing	-




ORDERING INFORMATION - SCREWS & MOUNTING ACCESSORIES

HCS P/N	Description	Quantity	Additional Items Included	Notes
C01-05A01	DataRack M6 set (cage & nut & washer)	4/Set	-	-
C01-05A02	DataRack M6 set (cage & nut & washer)	20/Set	-	-
C01-05A03	DataRack M6 set (cage & nut & washer)	50/Set	-	-

**ORDERING INFORMATION - VERTICAL CABLE ORGANIZERS**

HCS P/N	Description	Suitable Cabinet Type	Mounting Area	Additional Items Included	Notes
C01-08A12	DataRack 16U Vertical cable organizer	Width • 800 mm	Front or rear; left and right	With closing cover	
C01-08A10	DataRack 20U Vertical cable organizer	Width • 800 mm	Front or rear; left and right	With closing cover	
C01-08A09	DataRack 22U Vertical cable organizer	Width • 800 mm	Front or rear; left and right	With closing cover	
C01-08A08	DataRack 26U Vertical cable organizer	Width • 800 mm	Front or rear; left and right	With closing cover	
C01-08A01	DataRack 32U Vertical cable organizer	Width • 800 mm	Front or rear; left and right	With closing cover	
C01-08A02	DataRack 36U Vertical cable organizer	Width • 800 mm	Front or rear; left and right	With closing cover	
C01-08A03	DataRack 39U Vertical cable organizer	Width • 800 mm	Front or rear; left and right	With closing cover	
C01-08A04	DataRack 42U Vertical cable organizer	Width • 800 mm	Front or rear; left and right	With closing cover	
C01-08A05	DataRack 44U Vertical cable organizer	Width • 800 mm	Front or rear; left and right	With closing cover	
C01-08A07	DataRack 47U Vertical cable organizer	Width • 800 mm	Front or rear; left and right	With closing cover	





ORDERING INFORMATION - HORIZONTAL CABLE ORGANIZER

HCS P/N	Description	Hook & Ring (pcs)	Color	Hook & Ring Size (mm)	Notes
C01-09A18	DataRack 1U 19" Cable Organizer Metal Hook,Solid Panel	5	Black RAL 9005	44*60	-
C01-09A19	DataRack 2U 19" Cable Organizer Metal Hook,Solid Panel	5	Black RAL 9005	44*88	-
C01-09A07	DataRack 1U 19" Cable Organizer Tray, Brushed,No Hook	-	Black RAL 9005	-	-
C01-09A06	DataRack ½U, 19" Cable Organizer Tray, With Brush And Clamping, No Hook	-	Black RAL 9005	-	-
C01-09A12	DataRack 1U, 19" Cable Organizer Tray, With Brush And Clamping, No Hook	-	Black RAL 9005	-	-

**ORDERING INFORMATION - 19" BLANK PANELS AND CABLE ENTRY ACCESSORIES**

HCS P/N	Description	Material	Color	Additional Items Included	Notes
C01-10A01	DataRack 1U 19" Blank Panel	Steel Sheet	Black RAL 9005	-	-
C01-10A02	DataRack 2U 19" Blank Panel	Steel Sheet	Black RAL 9005	-	-
C01-10A03	DataRack 3U 19" Blank Panel	Steel Sheet	Black RAL 9005	-	-
C01-10A04	DataRack 4U 19" Blank Panel	Steel Sheet	Black RAL 9005	-	-
C01-10A05	DataRack 5U 19" Blank Panel	Steel Sheet	Black RAL 9005	-	-
C01-10A06	DataRack 6U 19" Blank Panel	Steel Sheet	Black RAL 9005	-	-
C01-10B01	DataRack 1U 19" Blank Panel, vented	Steel Sheet	Black RAL 9005	-	-
C01-10B02	DataRack 2U 19" Blank Panel, vented	Steel Sheet	Black RAL 9005	-	-



ORDERING INFORMATION - GROUNDING KITS


HCS P/N	Description	Qty	Additional Items Included	Notes
C01-06A01	DataRack Grounding kit	1 Set		-

ORDERING INFORMATION - LIGHTING MODULES

HCS P/N	Description	Qty	Voltage & Power Consumption	Additional Items Included	Notes
C01-07A01	DataRack Lighting Kit, manuel, with on/off switch	1	220Vac, 35W	-	-
C01-07B01	DataRack Lighting Kit, automatic, with on/off switch	1	220Vac, 35W	Door switch	-

ORDERING INFORMATION - PLINTHS

HCS P/N	Description	Suitable Cabinet Size	Additional Items Included	Notes
C01-11A01	DataRack Plinth, 100 mm	600x600 mm	-	-
C01-11A02	DataRack Plinth, 100 mm	600x800 mm	-	-
C01-11A03	DataRack Plinth, 100 mm	800x800 mm	-	-
C01-11A04	DataRack Plinth, 100 mm	600x1000 mm	-	-
C01-11A05	DataRack Plinth, 100 mm	800x1000 mm	-	-



ORDERING INFORMATION- CABINET BAYING KIT AND FLOOR FIXING ACCESSORIES

HCS P/N	Description	Quantity	Additional Items Included	Notes
C01-12A01	DataRack Cabinet baying kit, galvanized.	6	-	-
C01-12A02	DataRack D= 600 Cabinet L-form bottom chasis floor fixing kit, M8.	4	-	-
C01-12A03	DataRack D= 800 Cabinet L-form bottom chasis floor fixing kit, M8.	4	-	-
C01-12A04	DataRack D= 1000 Cabinet L-form bottom chasis floor fixing kit, M8.	4	-	-
C01-12C01	DataRack Cabinet bottom chasis - Z form floor earthquake set, width = 600 mm cabinets	2	-	-
C01-12C02	DataRack Cabinet bottom chasis - Z form floor earthquake set, width = 800 mm cabinets	2	-	-



HCS Cabling Systems
Connecting Networks™

Head Office : İkitelli Osb. Mah. 8. Cad. Boypaş Blok No: 3a Başakşehir/ İstanbul, TURKEY
Phone : +90 212 438 25 75 (pbx) **Fax:** +90 212 438 25 74 **E-mail:** info@hescs.com
Ankara Office : Söğütözü Cad. Koç Kuleleri A Blok Kat:3 No:2/9
Çankaya / Ankara, TURKEY
Phone : +90 312 909 32 59
Factory : Kayseri Serbest Bölgesi 8. Cadde No: 5 Kayseri, TURKEY
Phone : +90 352 220 01 38 **Fax:** +90 352 220 01 45

www.hescs.com