



## HES Cabling System

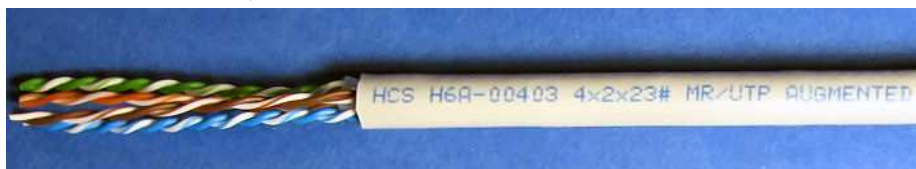
### Installation Manual for Augmented Category 6 Unshielded Keystone Jack HCS P/N J6A-00813 - Universal Wiring - MR/UTP Cable





- 1** Remove ~ 5 cm of the cable jacket and the metal reflector.



- 2** Carefully remove the plastic tape and the cross-separator.



- 3** Punch-down the Green and the Blue pairs.      **4** Punch-down the Orange and the Brown pairs.  
Make sure all pairs are twisted tightly to the point of termination.



- 5** Click the stuffer into place.

